

ARKANSAS STATE HIGHWAY AND TRANSPORTATION DEPARTMENT



Arkansas Society of Association Executives

August 21, 2012

Challenges

- **12th** largest system in the country
 - **43rd** in highway revenue per mile.
-
- **\$23 billion** in needs
 - **\$4 billion** in available revenue



How We Compare

Highway Mileage

- Arkansas 16,382 miles
- Illinois 16,161 miles
- California 15,225 miles
- New York 15,033 miles
- Tennessee 13,793 miles
- Florida 12,084 miles



How We Compare

Revenue Per Mile

• Arkansas	16,382 miles	\$58,536
• Illinois	16,161 miles	\$252,000
• California	15,225 miles	\$682,000
• New York	15,033 miles	\$237,000
• Tennessee	13,793 miles	\$108,000
• Florida	12,084 miles	\$694,532

How We Compare

Administrative Cost Per Mile

• Arkansas	16,382 miles	\$1,821
• Illinois	16,161 miles	\$8,830
• California	15,225 miles	\$109,417
• New York	15,033 miles	\$84,062
• Tennessee	13,793 miles	\$11,905
• Florida	12,084 miles	\$16,985

Employment Levels

➤ 1992: 4,016

➤ 2012: 3,589

➤ 1965: 3,620



Where the Money Isn't

- **Income Taxes Don't...**
- **Corporate Taxes Don't...**
- **Sales Taxes Don't...**
- **General Revenues Don't...**

...Fund State Highways!

**Per-Gallon Tax is the Primary Funding Source
for Highways**



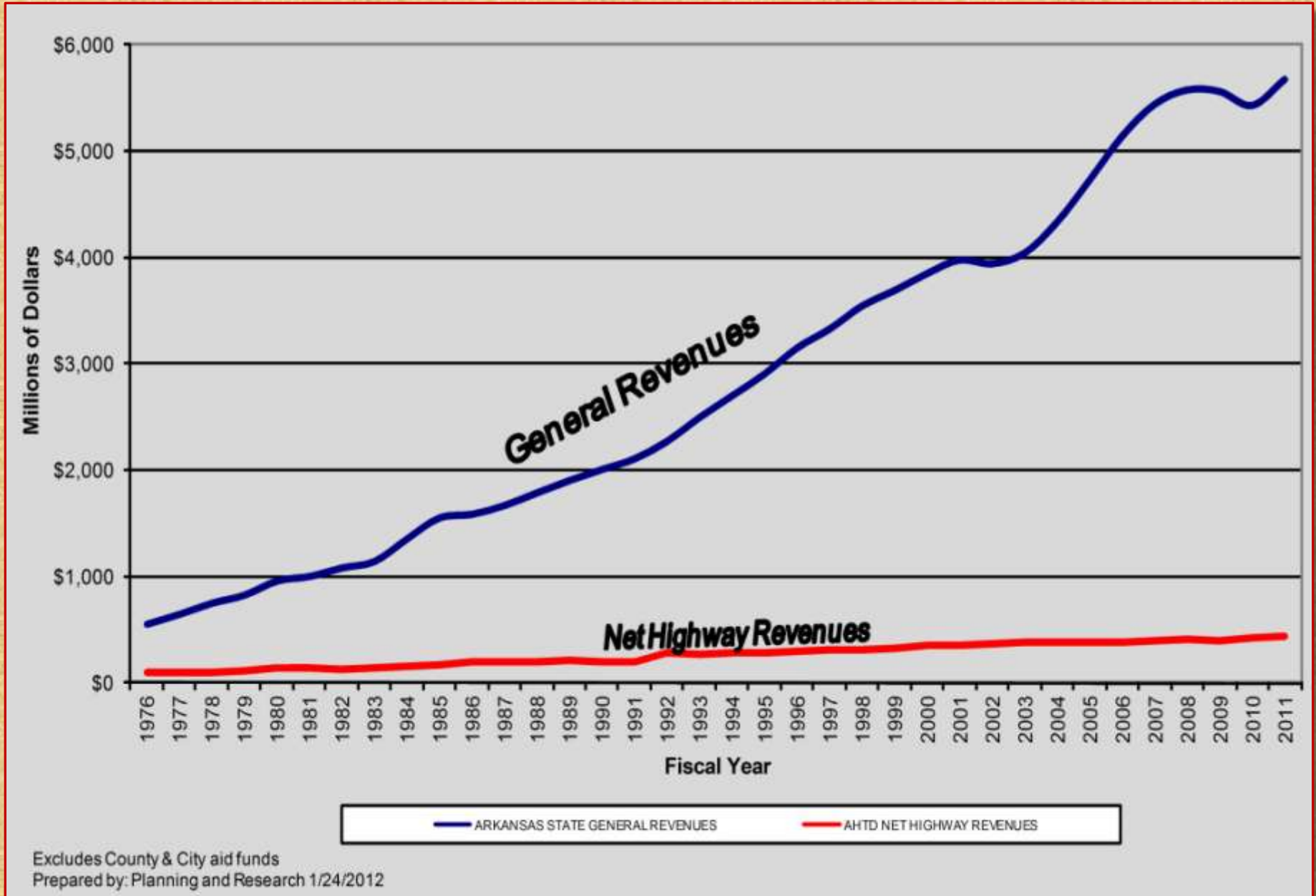
Fuel Consumption is Declining



Highway Revenues From Fuel are Declining



State General Revenues vs. Gross State Highway Revenues



“The greatest success stories were created by people who recognized a problem and turned it into an opportunity.”

-Joseph Sugarman
American Entrepreneur



Interstate Rehabilitation Program

1999

50 Projects | 360 Total Miles | \$1.0 Billion

Interstate Condition Improved From 21% 'Good' to 72%

2011

Passed With 81% of Vote

75 +/- Projects | 455 Total Miles | \$1.2 Billion

First Contracts to be Awarded in November 2012



Interstate Condition



November 6th

Issue Number 1

"Everybody Benefits..."



Issue Number 1

- November 6, 2012 election ballot
- **Temporary Increase**
- Does not apply to groceries, medicine, fuel
- \$230m annually (\$160m/\$35m/\$35m)
- State Aid Street Fund for City Streets



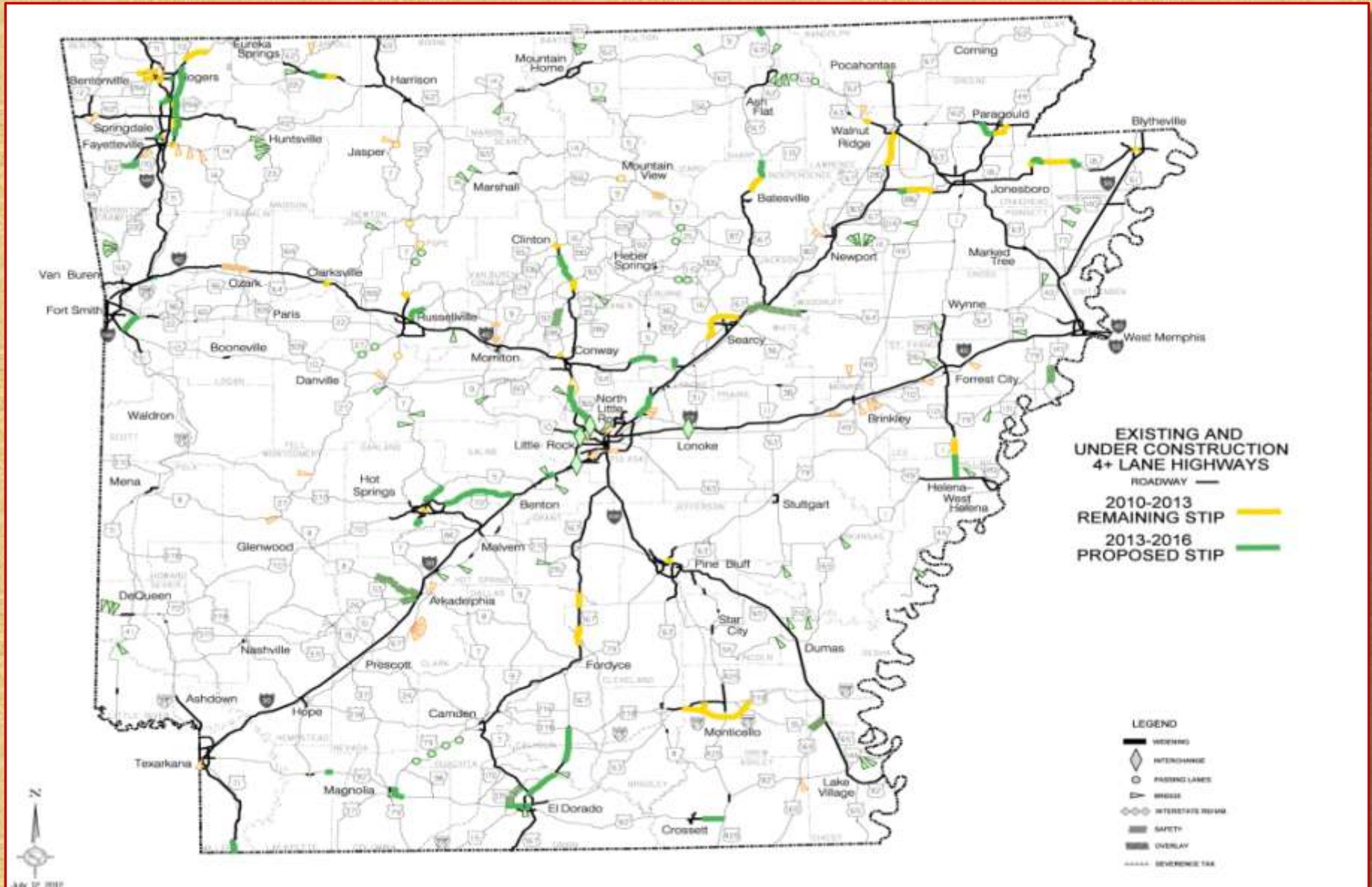
Issue Number 1

- Bond debt retired over 10 years
- \$1.3 Billion in general obligation bonds
- Tax expires when the bonds are retired
- Four-lane highways
- \$1.8 Billion program supports 40,000 jobs



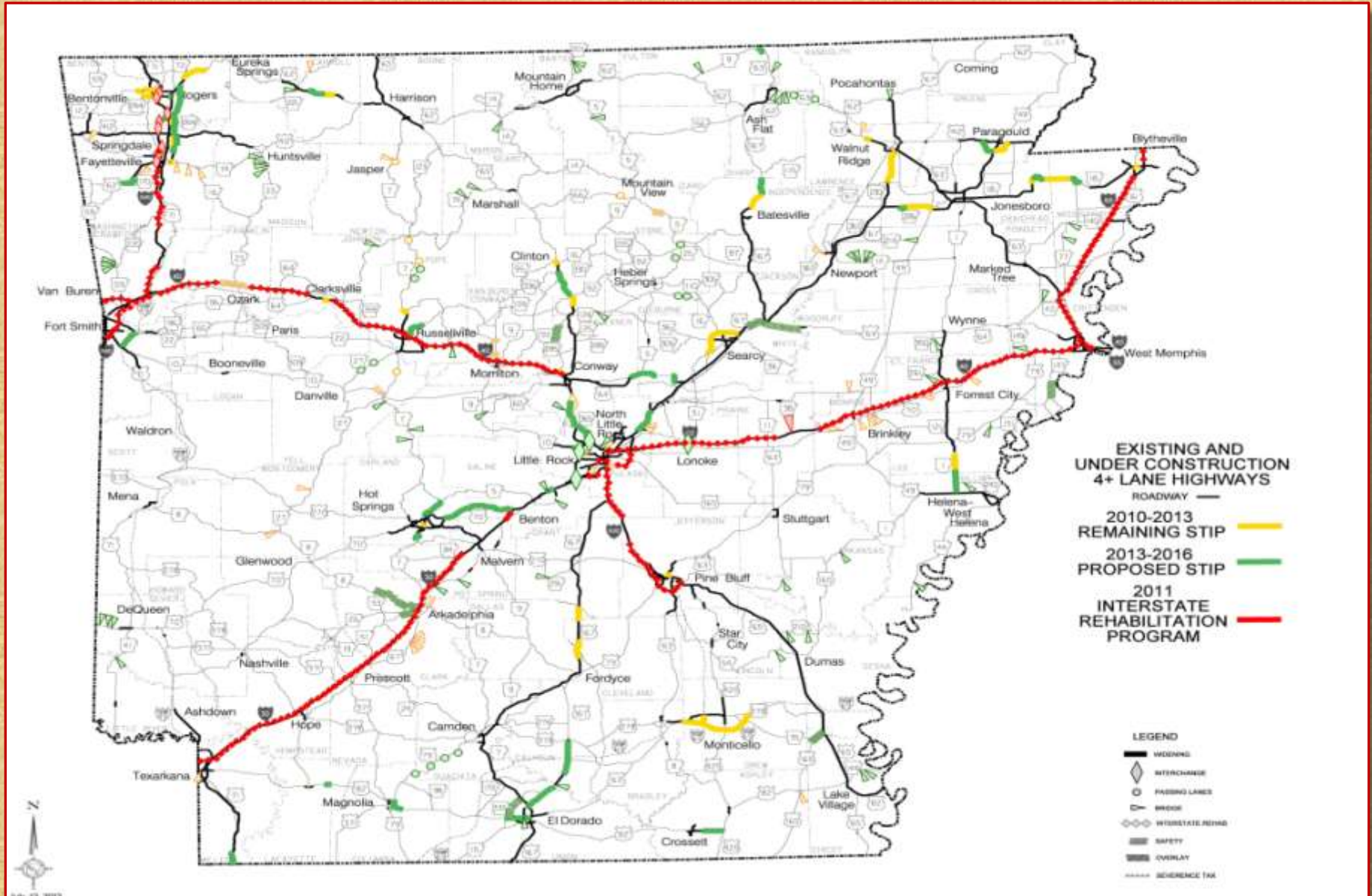
Statewide Transportation Improvement Plan

2013-2016



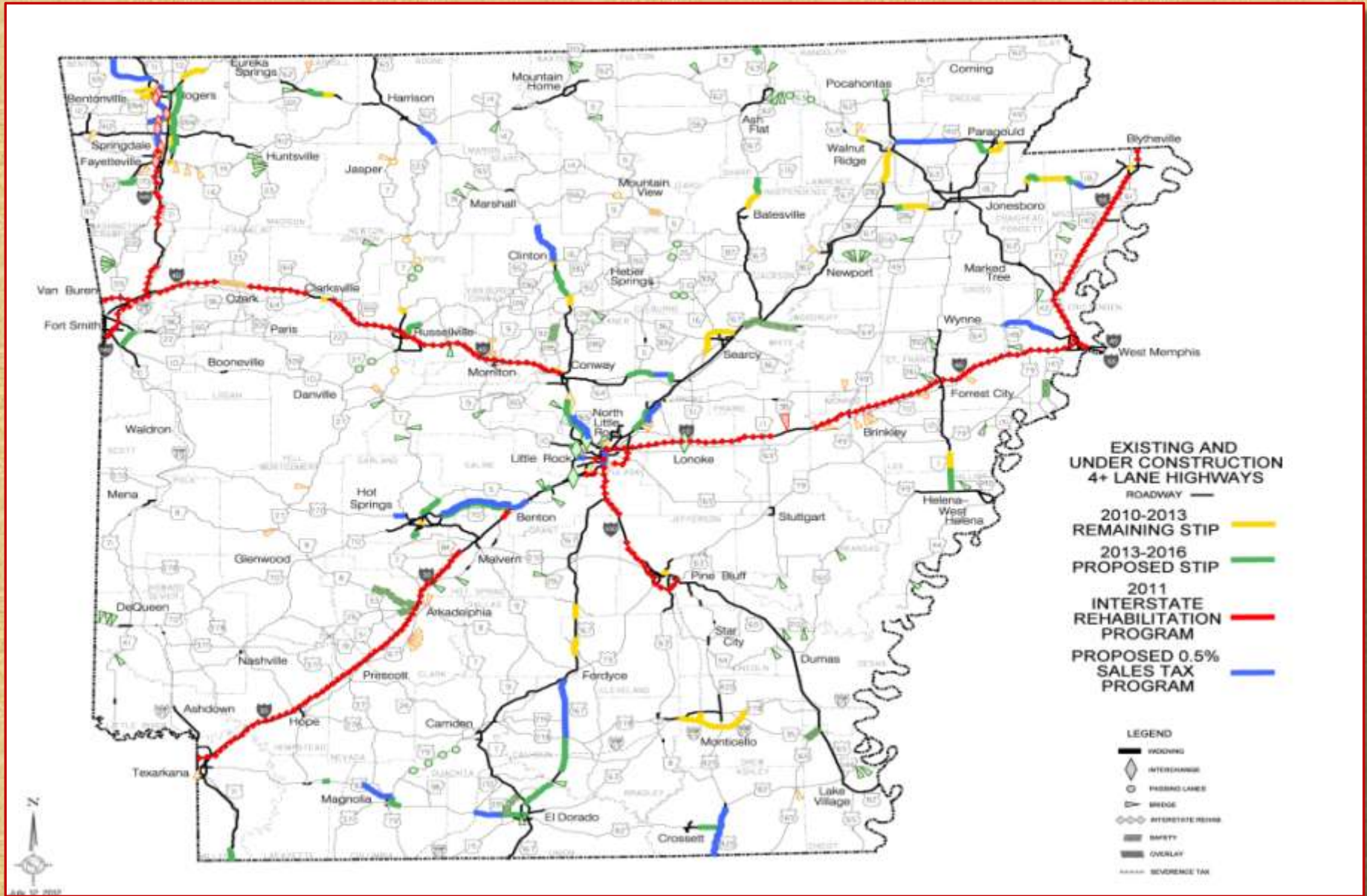
2011 Interstate Rehabilitation Program

Statewide



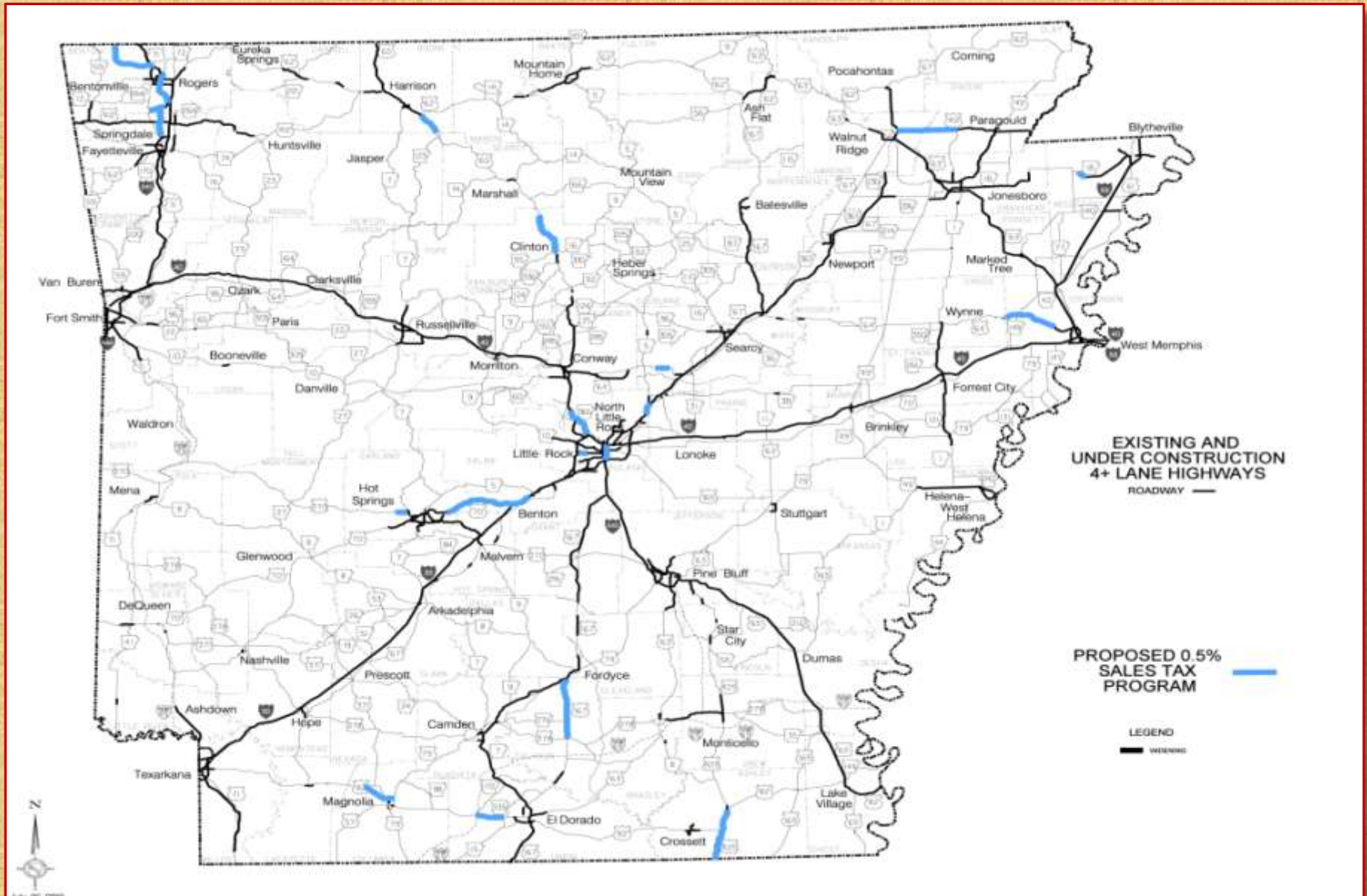
Funded by Issue Number 1

Statewide



Funded by Issue Number 1

Statewide



Benefits of Issue Number 1



Completion of widening to six lanes between Fayetteville and Bentonville



Completion of the initial two lanes of the ultimate four lanes of the Bella Vista Bypass



Beginning the four-lane construction from I-540 westward to XNA Connector



Benefits of Issue Number 1



Completion of widening to six lanes between Conway and North Little Rock



Completion of widening to six lanes from Jacksonville to Cabot



Improvements to I-30 connecting Little Rock and North Little Rock, including widening Arkansas River bridge



Benefits of Issue Number 1



Completion of widening to four lanes between Conway and Beebe



Completion of widening to four lanes between I-30 and Hot Springs



Completion of widening to four lanes between I-530 and El Dorado



Benefits of Issue Number 1



Completion of widening to four lanes between Paragould and Walnut Ridge



Completion of widening to four lanes from Hamburg to the Louisiana state line



Completion of widening to four lanes between Jonesboro and Blytheville



Benefits of Issue Number 1



Continuation of widening to four lanes from Clinton northward



Continuation of widening to four lanes from Bellefonte southward



Continuation of widening to four lanes between Wynne and Marion



Benefits of Issue Number 1



Continuation of widening to four lanes from Hot Springs westward



Beginning the widening to four lanes between Texarkana and El Dorado



'Everybody Benefits...'

Cities & Counties Will Split Nearly **\$700 Million**

Pulaski County

	<u>Annual</u>	<u>10-Year Total</u>
County Turnback	\$ 2,034,383	\$ 20,343,831
City Turnback		
Alexander	\$ 51,673	\$ 516,728
Cammack Village	\$ 13,680	\$ 136,797
Jacksonville	\$ 505,222	\$ 5,052,219
Little Rock	\$ 3,447,065	\$ 34,470,652
Maumelle	\$ 305,709	\$ 3,057,088
North Little Rock	\$ 1,109,764	\$ 11,097,639
Sherwood	\$ 525,866	\$ 5,258,661
Wrightsville	\$ 37,655	\$ 376,547
City and County Turnback Total	\$ 8,031,016	\$ 80,310,162

Saline County

	<u>Annual</u>	<u>10-Year Total</u>
County Turnback	\$ 859,610	\$ 8,596,100
City Turnback		
Bauxite	\$ 8,674	\$ 86,745
Benton	\$ 546,492	\$ 5,464,925
Bryant	\$ 297,248	\$ 2,972,480
Haskell	\$ 71,070	\$ 710,702
Shannon Hills	\$ 55,983	\$ 559,834
Traskwood	\$ 9,227	\$ 92,267
City and County Turnback Total	\$ 1,848,305	\$ 18,483,052



MOVE ARKANSAS FORWARD

Proposed Constitutional
Amendment #1

Fact Sheet
Four-Lane Projects
and County Turnback Revenue

‘Everybody Benefits...’

**Revenue Will
Free Up Money
for Other Projects
Across the State**



“Nothing is more expensive than a missed opportunity.”

-H. Jackson Brown, Jr.
Author





ArkansasHighways.com



“In the middle of difficulty lies opportunity.”

-Albert Einstein
Theoretical Physicist



Fuel Consumption is Declining



Highway Revenues From Fuel are Declining



Fast Facts

- **12th Largest System** (16,382 Miles) / **43rd in Revenue**
- Revenue Per Mile: \$58,536
 - California: 15,225 Miles / **\$682,000**
 - Florida: 12,084 Miles / **\$694,532**
- AHTD: **2nd Lowest Administrative Costs Nationwide**
 - 3,589 Employees Statewide
 - Lowest Since 1965
- Next 10 Years: **\$23B** in Needs / **\$4B** in Revenue