

ARKANSAS STATE HIGHWAY AND TRANSPORTATION DEPARTMENT



Republican Men of Benton County

September 28, 2012

Challenges

- **12th** largest system in the country
 - **43rd** in highway revenue per mile.
-
- **\$23 billion** in needs
 - **\$4 billion** in available revenue



How We Compare

Highway Mileage

- Arkansas 16,382 miles
- Illinois 16,161 miles
- California 15,225 miles
- New York 15,033 miles
- Tennessee 13,793 miles
- Florida 12,084 miles



How We Compare

Revenue Per Mile

• Arkansas	16,382 miles	\$58,536
• Illinois	16,161 miles	\$252,000
• California	15,225 miles	\$682,000
• New York	15,033 miles	\$237,000
• Tennessee	13,793 miles	\$108,000
• Florida	12,084 miles	\$694,532

How We Compare

Administrative Cost Per Mile

• Arkansas	16,382 miles	\$1,821
• Illinois	16,161 miles	\$8,830
• California	15,225 miles	\$109,417
• New York	15,033 miles	\$84,062
• Tennessee	13,793 miles	\$11,905
• Florida	12,084 miles	\$16,985

Employment Levels

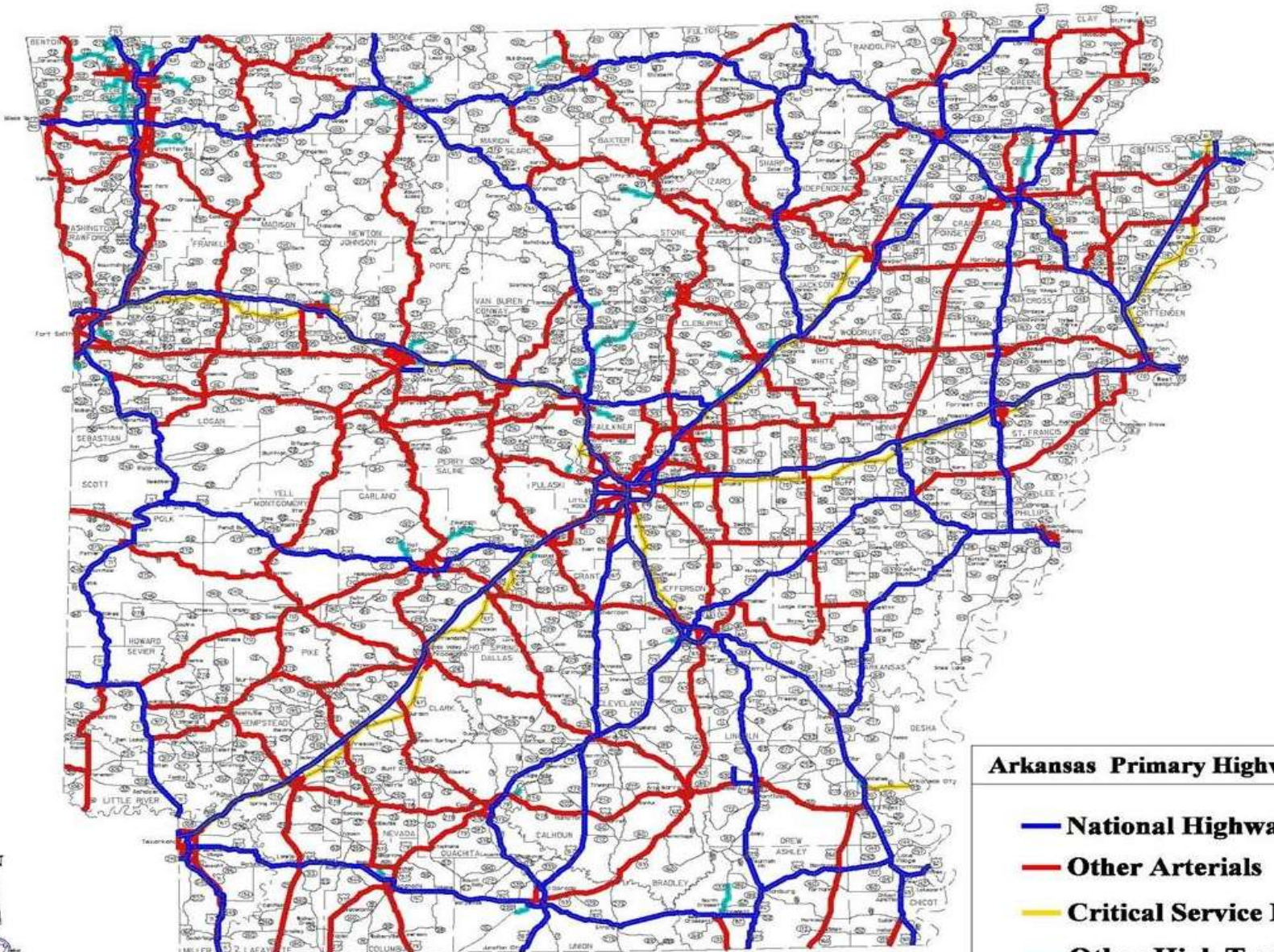
➤ 1992: 4,016

➤ 2012: 3,577

➤ 1965: 3,620



Arkansas Primary Highway Network

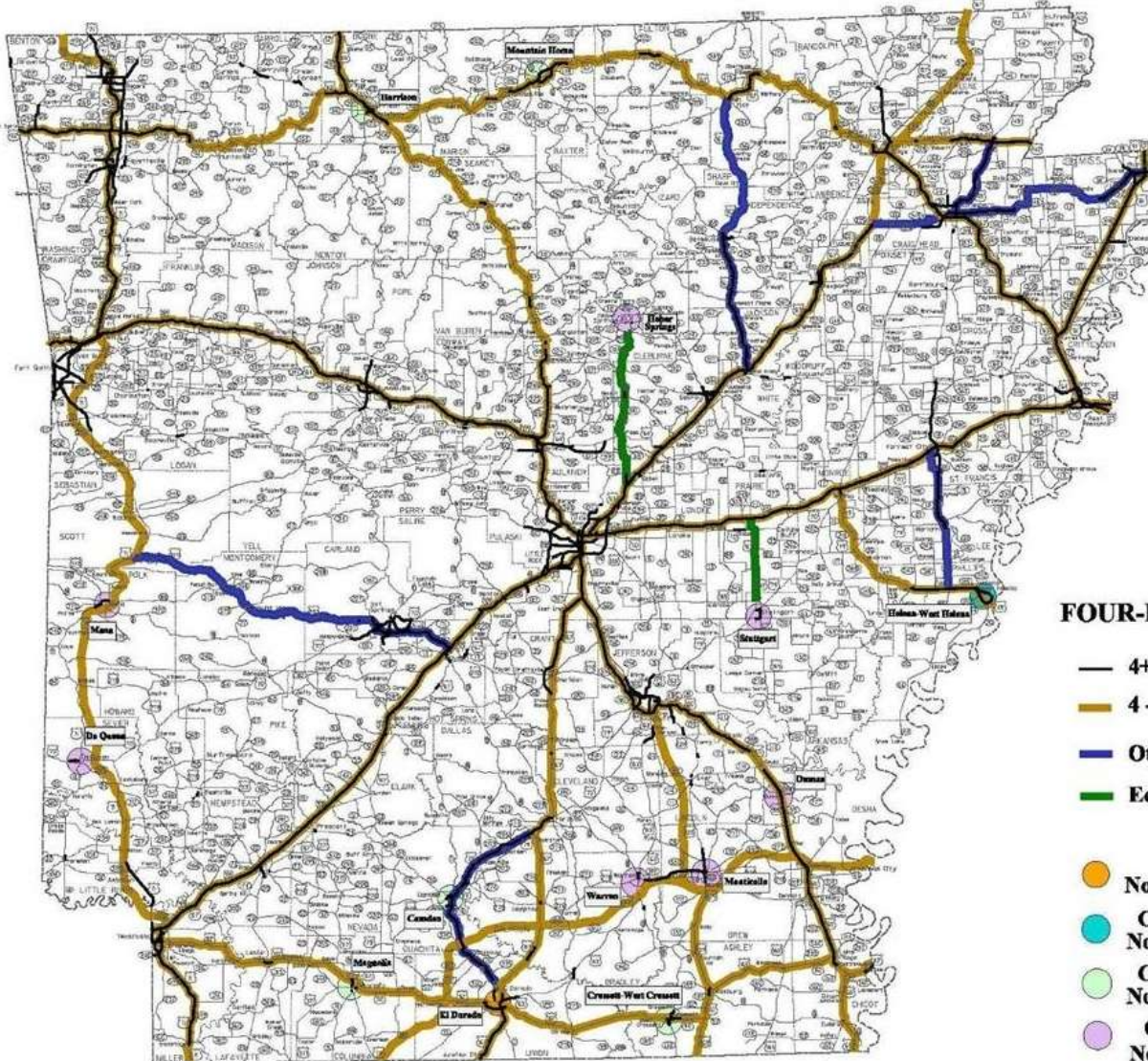


Arkansas Primary Highway Network

- National Highway System**
- Other Arterials**
- Critical Service Routes**
- Other High Traffic Routes**



4-Lane Highway System



4-Lane Grid	\$7.8 billion
Regional Connectors	\$0.6 billion
Econ. Dev. Connectors	\$0.3 billion
TOTAL	\$8.7 billion

FOUR-LANE GRID SYSTEM

- 4+ Lane (Through 2010)
- 4 - Lane Grid System
- Other Regional Connections
- Economic Development Connections
- Cities > 20,000 Not Connected by 4-Lane
- Cities 15,000 to 20,000 Not Connected by 4-Lane
- Cities 10,000 to 15,000 Not Connected by 4-Lane
- Cities 5,000 to 10,000 Not Connected by 4-Lane

Where the Money Isn't

- **Income Taxes Don't...**
- **Corporate Taxes Don't...**
- **Sales Taxes Don't...**
- **General Revenues Don't...**

...Fund State Highways!

**Per-Gallon Tax is the Primary Funding Source
for Highways**



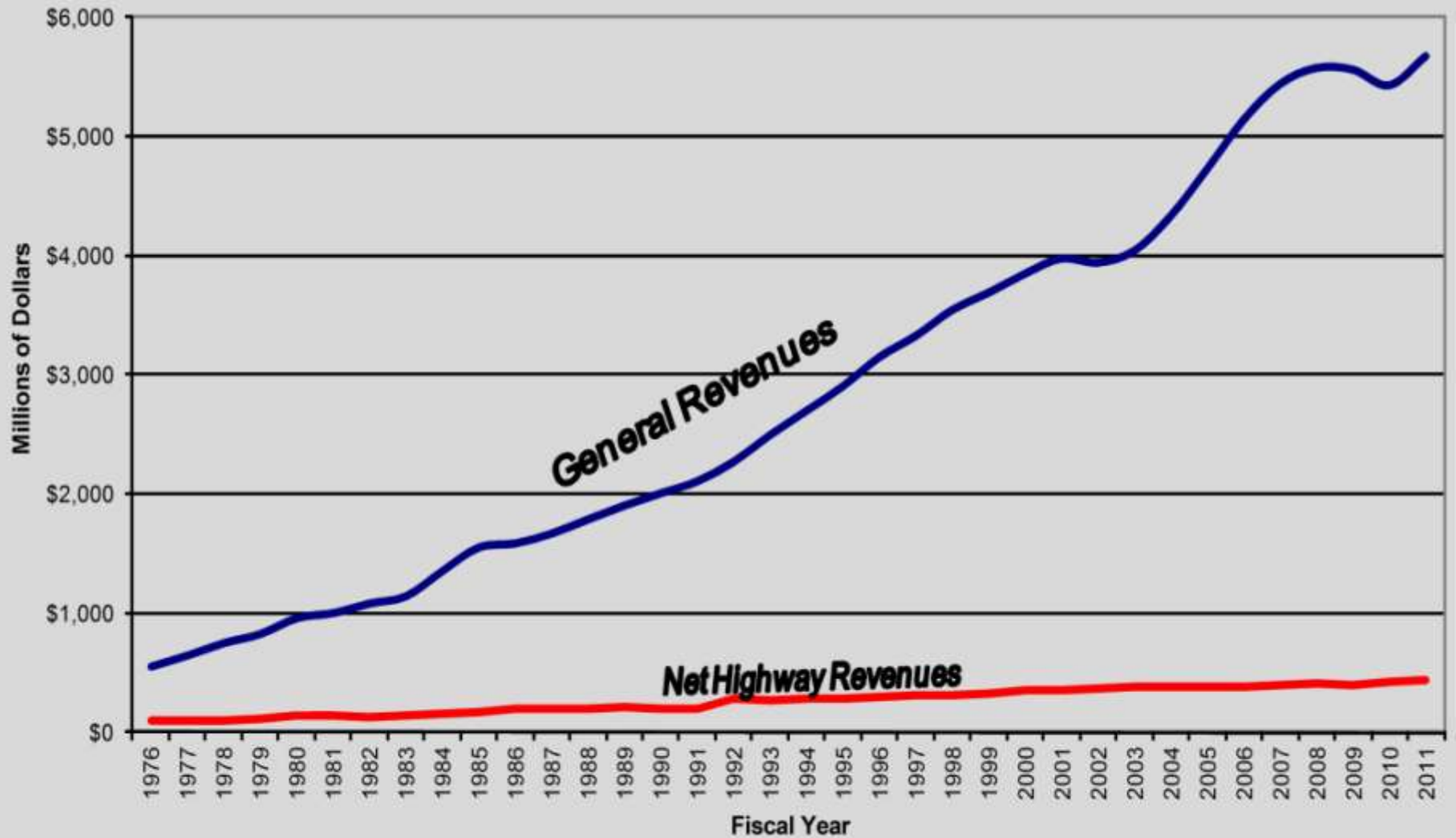
Fuel Consumption is Declining



Highway Revenues From Fuel are Declining



State General Revenues vs. Gross State Highway Revenues



— ARKANSAS STATE GENERAL REVENUES — AHTD NET HIGHWAY REVENUES

Excludes County & City aid funds
Prepared by: Planning and Research 1/24/2012

“The greatest success stories were created by people who recognized a problem and turned it into an opportunity.”

-Joseph Sugarman
American Entrepreneur



Interstate Rehabilitation Program

November 2011: Voters Approve Proposal by 81%

September 2012: Bids Opened on Bond Sale

November 2012: Let First Contracts



Interstate Rehabilitation Program

1999

50 Projects | 360 Total Miles | \$1.0 Billion

Interstate Condition Improved From 21% 'Good' to 72%

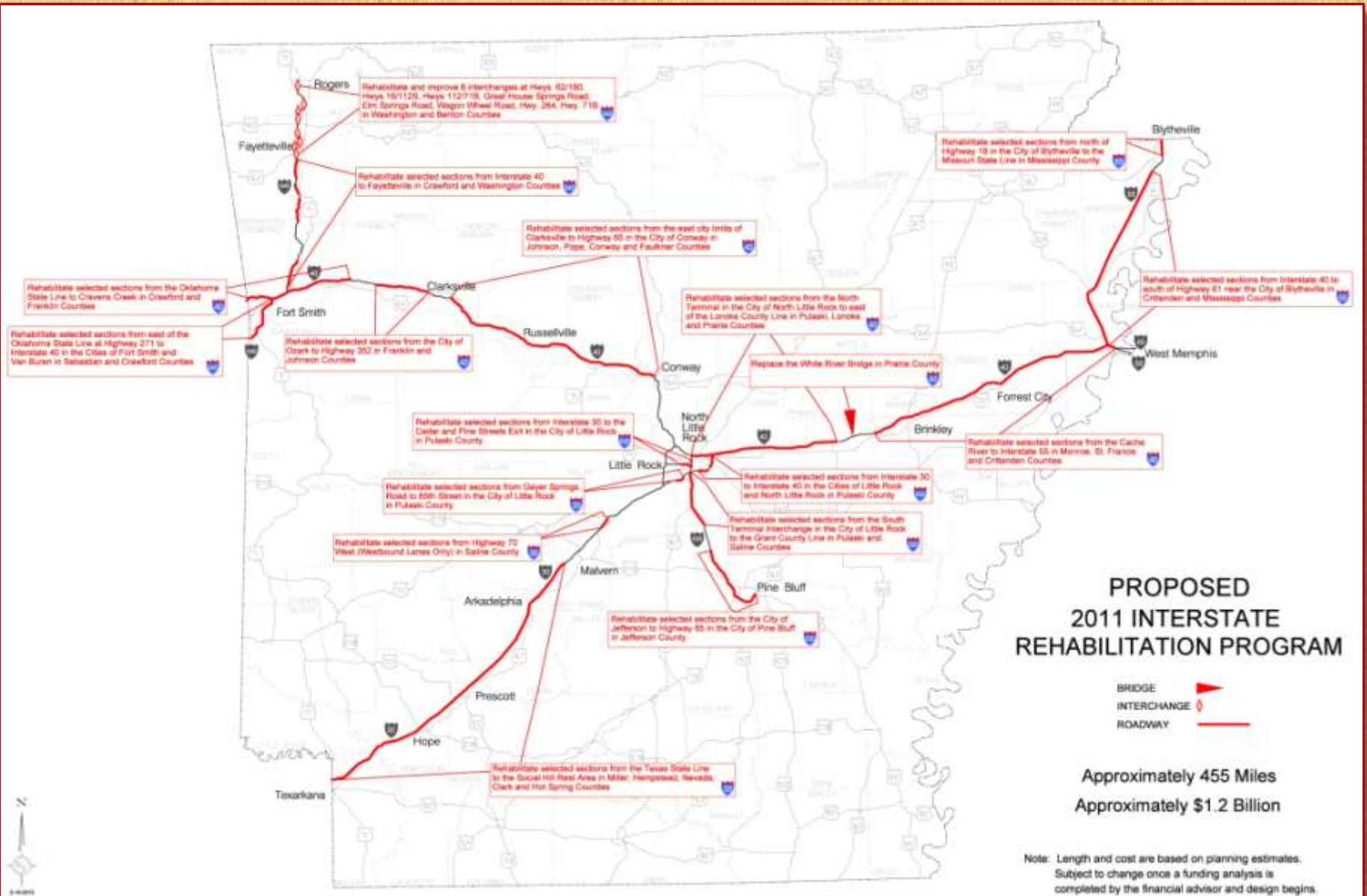
2011

75 +/- Projects | 455 Total Miles | \$1.2 Billion

First Contracts to be Awarded in November 2012



Interstate Rehabilitation Program



November 6th

Issue Number 1

"Everybody Benefits..."



Issue Number 1

- November 6, 2012 election ballot
- **Temporary Increase**
- Does not apply to groceries, medicine, fuel
- \$230m annually (\$160m/ **\$35m/ \$35m**)
- State Aid Street Fund for City Streets



Issue Number 1

- \$1.3 Billion in general obligation bonds
- Bond debt retired over 10 years
- Tax expires when the bonds are retired
- Four-lane highways
- **\$1.8 Billion program supports 40,000 jobs**



Funded by Issue Number 1

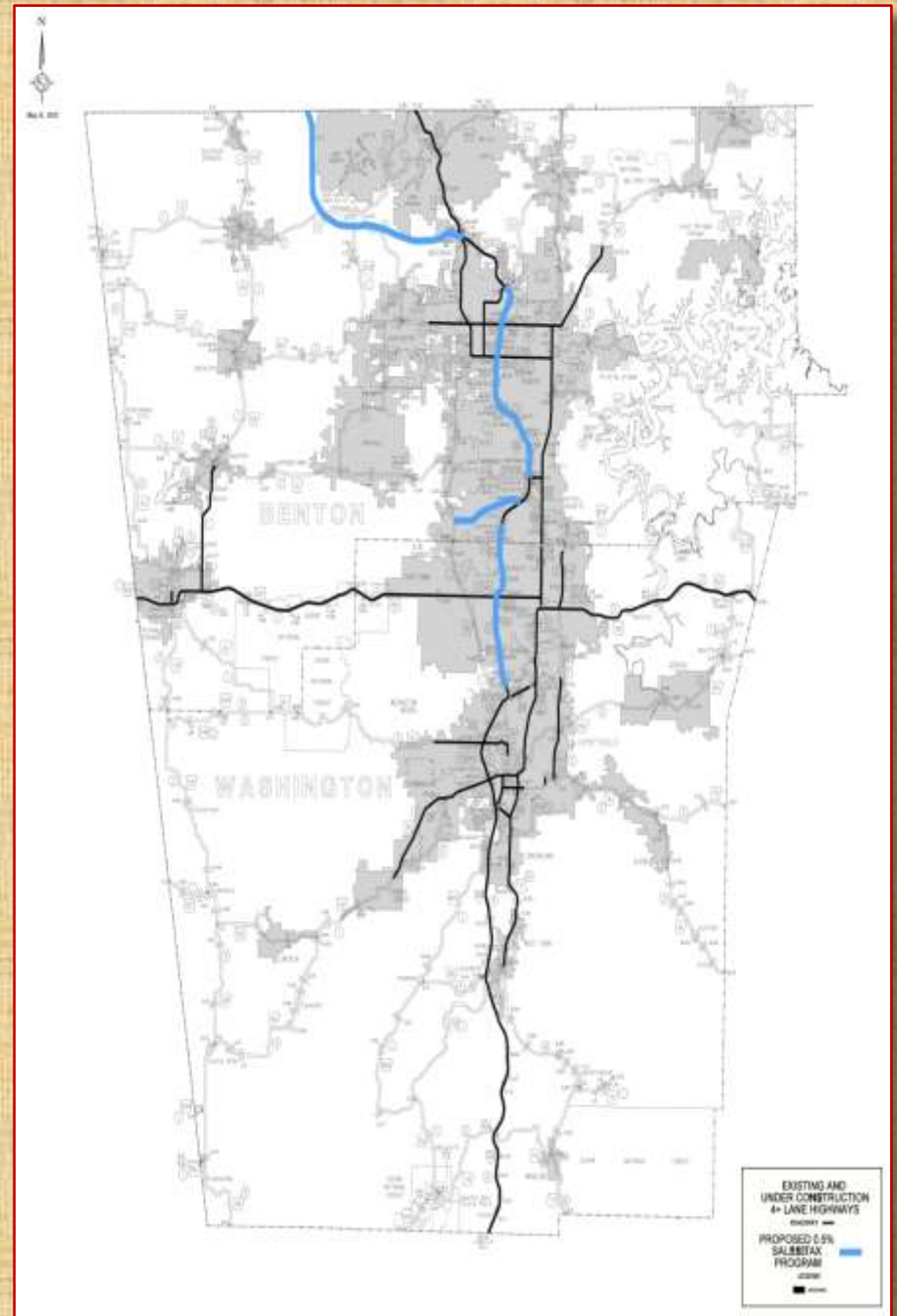
Northwest Arkansas



Funded by Issue Number 1

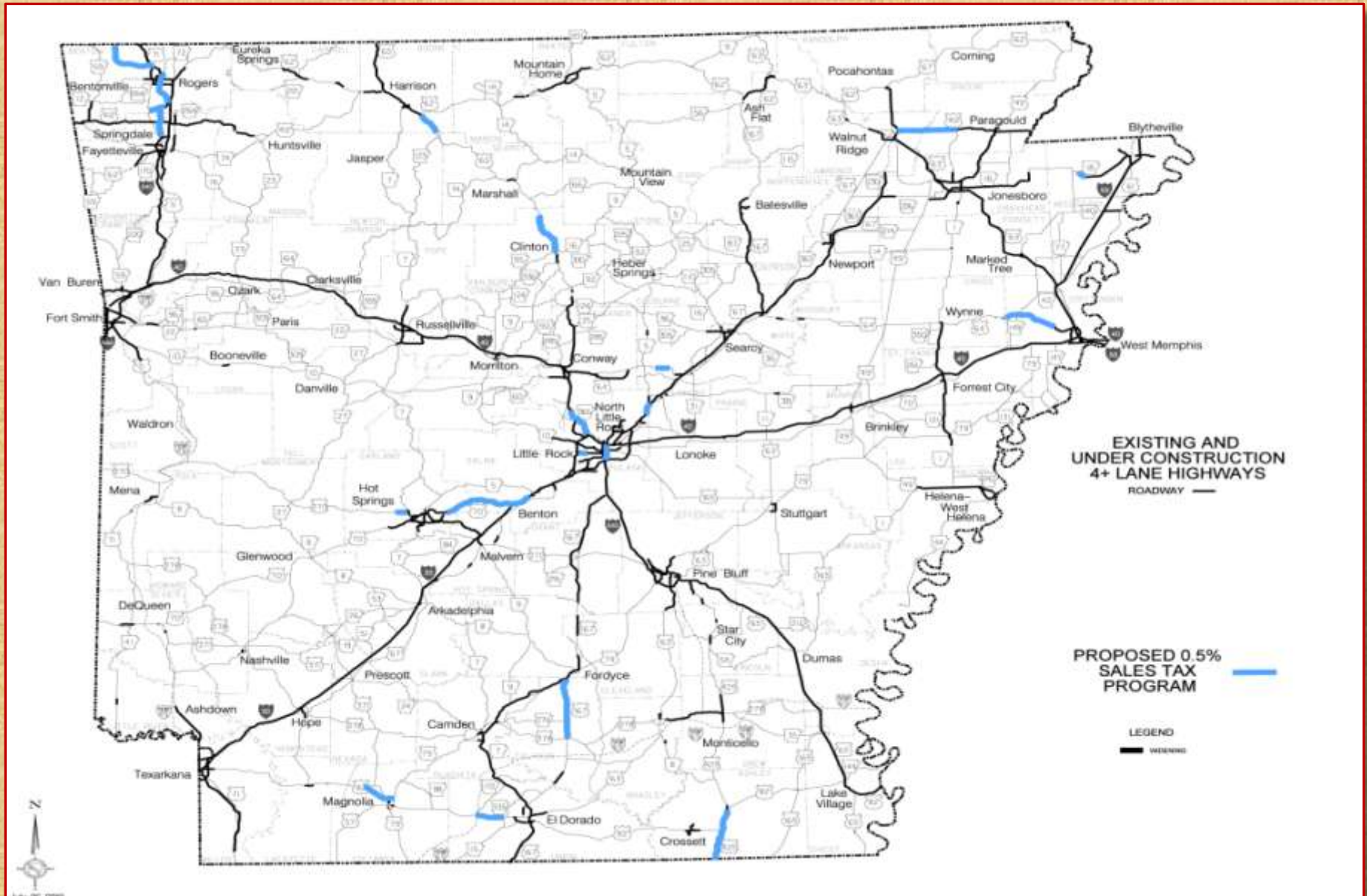
Northwest Arkansas

*24% of Total Program
Proposed for
Benton & Washington
Counties*



Funded by Issue Number 1

Statewide



Benefits of Issue Number 1



Completion of widening between Fayetteville and Bentonville



Completion of initial two lanes of the ultimate four lanes of the Bella Vista Bypass



Begin 4-lane construction from I-540 westward to the XNA Connector



'Everybody Benefits...'

Cities & Counties Will Split Nearly \$700 Million



**MOVE
ARKANSAS
FORWARD**

Proposed Constitutional
Amendment #1

ffects
k Revenue

Benton County

	<u>Annual</u>	<u>10-Year Total</u>
County Turnback	\$ 1,288,884	\$ 12,888,836
City Turnback		
Avoca	\$ 8,692	\$ 86,923
Bella Vista	\$ 471,325	\$ 4,713,255
Bentonville	\$ 628,784	\$ 6,287,843
Bethel Heights	\$ 42,250	\$ 422,503
Cave Springs	\$ 30,797	\$ 307,971
Centerton	\$ 169,482	\$ 1,694,820
Decatur	\$ 30,263	\$ 302,627
Garfield	\$ 8,942	\$ 89,417
Gateway	\$ 7,214	\$ 72,139
Gentry	\$ 56,251	\$ 562,506
Gravette	\$ 41,413	\$ 414,131
Highfill	\$ 10,384	\$ 103,844
Little Flock	\$ 46,044	\$ 460,442
Lowell	\$ 130,509	\$ 1,305,091
Pea Ridge	\$ 85,391	\$ 853,911
Rogers	\$ 996,835	\$ 9,968,353
Siloam Springs	\$ 267,876	\$ 2,678,759
Springtown	\$ 1,550	\$ 15,497
Sulphur Springs	\$ 9,102	\$ 91,020
City and County Turnback Total	\$ 4,331,989	\$ 43,319,886

Washington County

	<u>Annual</u>	<u>10-Year Total</u>
County Turnback	\$ 1,229,701	\$ 12,297,010
City Turnback		
Elkins	\$ 47,166	\$ 471,664
Elm Springs	\$ 27,342	\$ 273,415
Farmington	\$ 106,409	\$ 1,064,094
Fayetteville	\$ 1,310,613	\$ 13,106,129
Goshen	\$ 19,077	\$ 190,767
Greenland	\$ 22,425	\$ 224,254
Johnson	\$ 59,742	\$ 597,417
Lincoln	\$ 40,059	\$ 400,594
Prairie Grove	\$ 78,017	\$ 780,169
Springdale	\$ 1,243,230	\$ 12,432,298
Tontitown	\$ 43,818	\$ 438,177
West Fork	\$ 41,271	\$ 412,706
Winslow	\$ 6,965	\$ 69,645
City and County Turnback Total	\$ 4,275,834	\$ 42,758,341

‘Everybody Benefits...’

**Revenue Will
Free Up Money
for Other Projects
Across the State**



We Have the **OPPORTUNITY to...**

- **Build Four-Lane Highways**
- **Improve County Roads & City Streets**
- **Support 40,000 Jobs**
- **Free Up Money for Other Projects**


**...Without Raising Taxes
on
Groceries, Medicine or Gas!**

Vote

FOR

Issue Number 1

**on
November 6th**





ArkansasHighways.com

