

ARKANSAS STATE HIGHWAY AND TRANSPORTATION DEPARTMENT



Rotary Club of Berryville

October 2, 2012

Challenges

- **12th** largest system in the country
 - **43rd** in highway revenue per mile.
-
- **\$23 billion** in needs
 - **\$4 billion** in available revenue



How We Compare

Highway Mileage

- Arkansas 16,382 miles
- Illinois 16,161 miles
- California 15,225 miles
- New York 15,033 miles
- Tennessee 13,793 miles
- Florida 12,084 miles



How We Compare

Revenue Per Mile

• Arkansas	16,382 miles	\$58,536
• Illinois	16,161 miles	\$252,000
• California	15,225 miles	\$682,000
• New York	15,033 miles	\$237,000
• Tennessee	13,793 miles	\$108,000
• Florida	12,084 miles	\$694,532

How We Compare

Administrative Cost Per Mile

• Arkansas	16,382 miles	\$1,821
• Illinois	16,161 miles	\$8,830
• California	15,225 miles	\$109,417
• New York	15,033 miles	\$84,062
• Tennessee	13,793 miles	\$11,905
• Florida	12,084 miles	\$16,985

Employment Levels

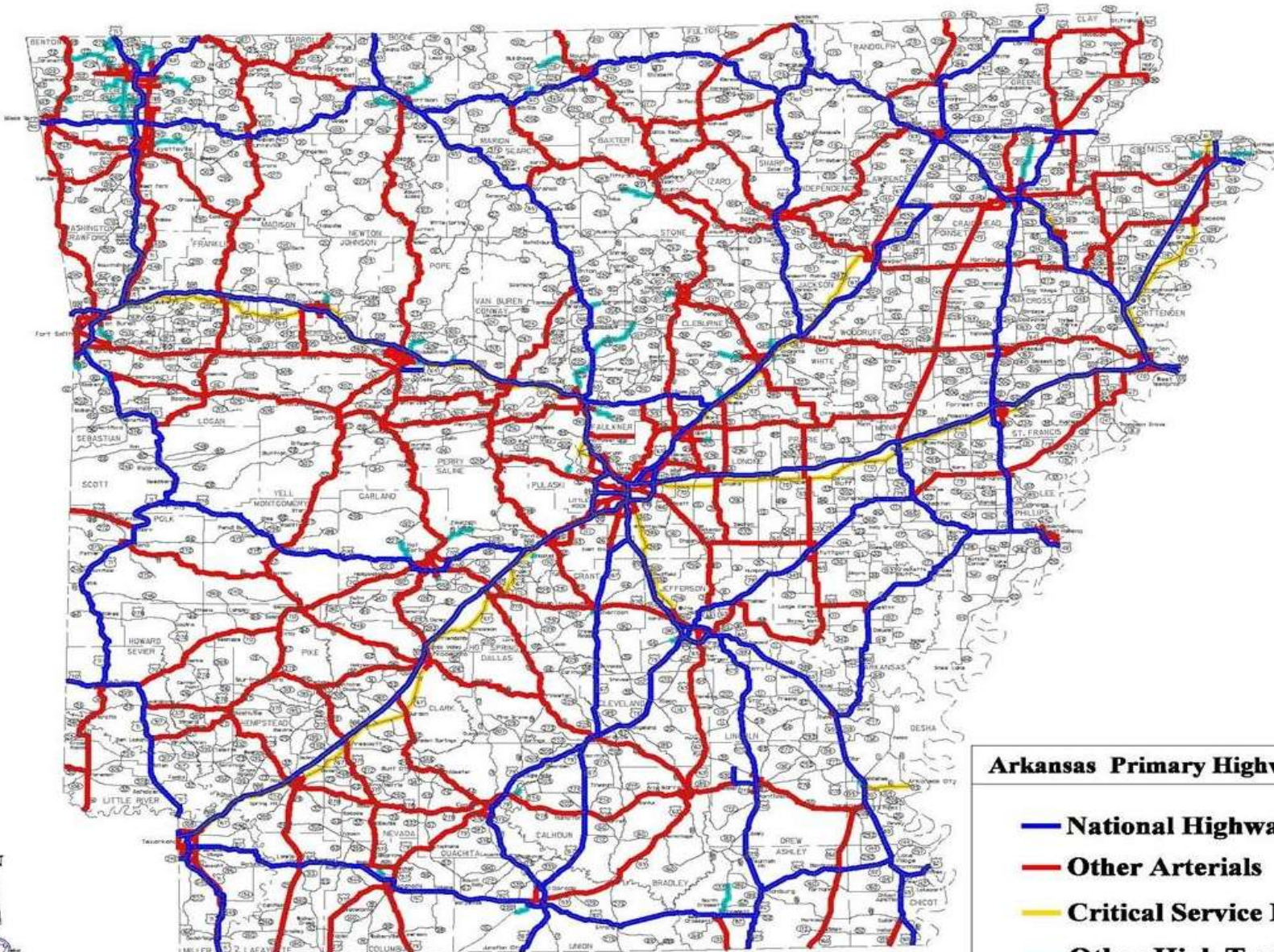
➤ 1992: 4,016

➤ 2012: 3,577

➤ 1965: 3,620



Arkansas Primary Highway Network



Arkansas Primary Highway Network

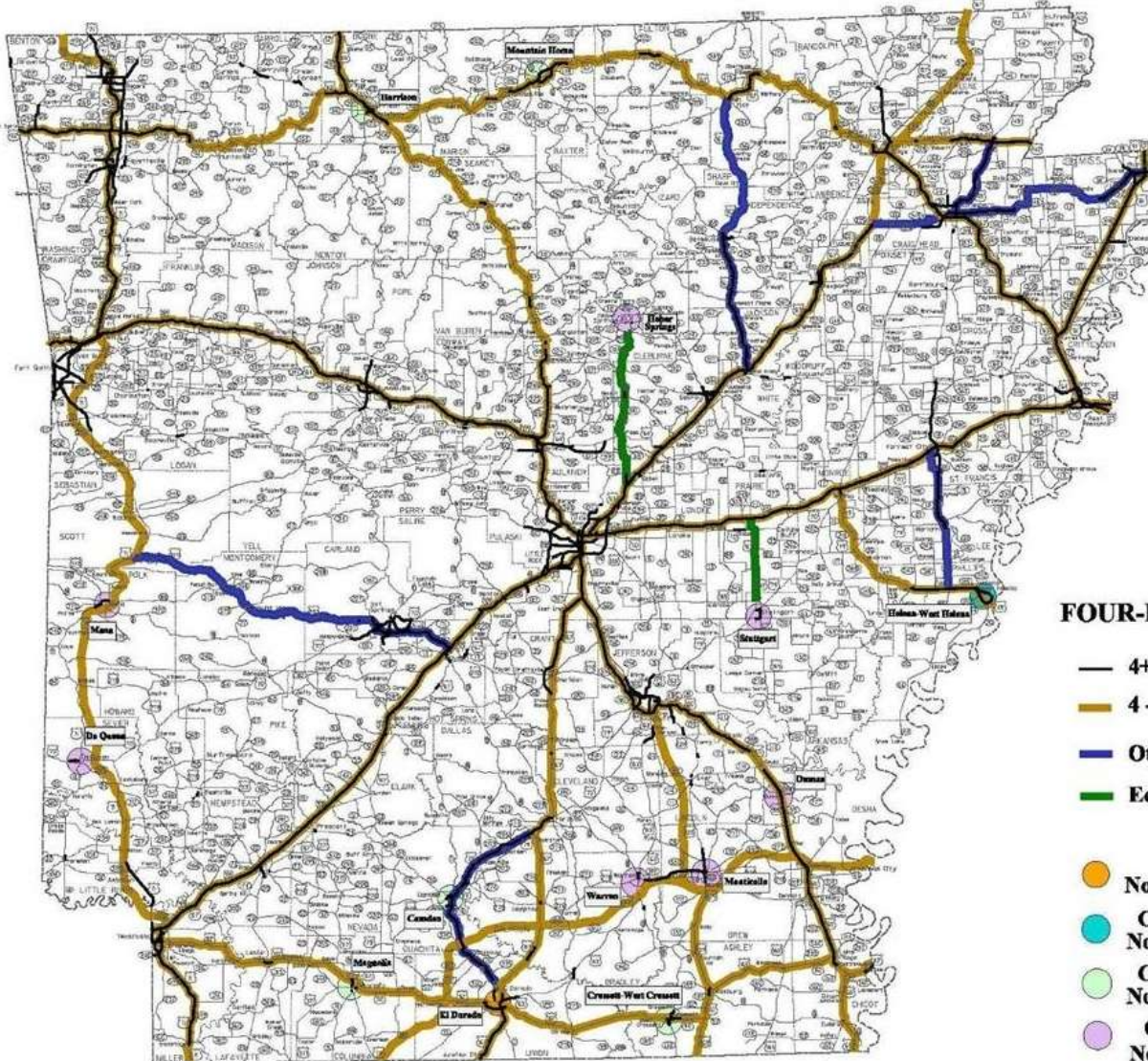
- National Highway System**
- Other Arterials**
- Critical Service Routes**
- Other High Traffic Routes**

N



June 2010

4-Lane Highway System



4-Lane Grid	\$7.8 billion
Regional Connectors	\$0.6 billion
Econ. Dev. Connectors	\$0.3 billion
TOTAL	\$8.7 billion

FOUR-LANE GRID SYSTEM

- 4+ Lane (Through 2010)
- 4 - Lane Grid System
- Other Regional Connections
- Economic Development Connections
- Cities > 20,000 Not Connected by 4-Lane
- Cities 15,000 to 20,000 Not Connected by 4-Lane
- Cities 10,000 to 15,000 Not Connected by 4-Lane
- Cities 5,000 to 10,000 Not Connected by 4-Lane



Where the Money Isn't

- **Income Taxes Don't...**
- **Corporate Taxes Don't...**
- **Sales Taxes Don't...**
- **General Revenues Don't...**

...Fund State Highways!

**Per-Gallon Tax is the Primary Funding Source
for Highways**



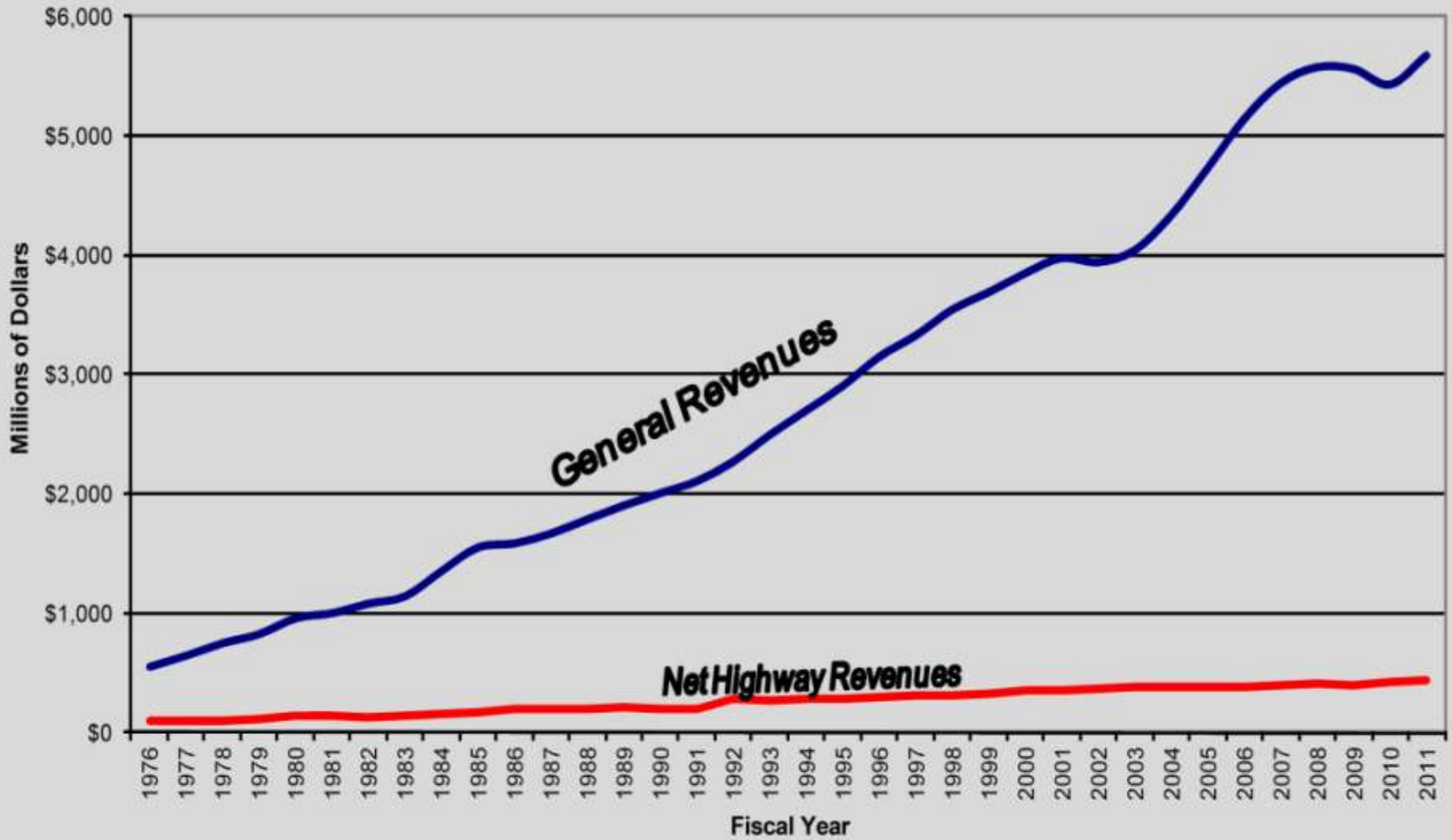
Fuel Consumption is Declining



Highway Revenues From Fuel are Declining



State General Revenues vs. Gross State Highway Revenues



— ARKANSAS STATE GENERAL REVENUES — AHTD NET HIGHWAY REVENUES

Excludes County & City aid funds
Prepared by: Planning and Research 1/24/2012

“The greatest success stories were created by people who recognized a problem and turned it into an opportunity.”

-Joseph Sugarman
American Entrepreneur



Interstate Rehabilitation Program

November 2011: Voters Approve Proposal by 81%

September 2012: Bids Opened on Bond Sale

November 2012: Let First Contracts



Interstate Rehabilitation Program

1999

50 Projects | 360 Total Miles | \$1.0 Billion

Interstate Condition Improved From 21% 'Good' to 72%

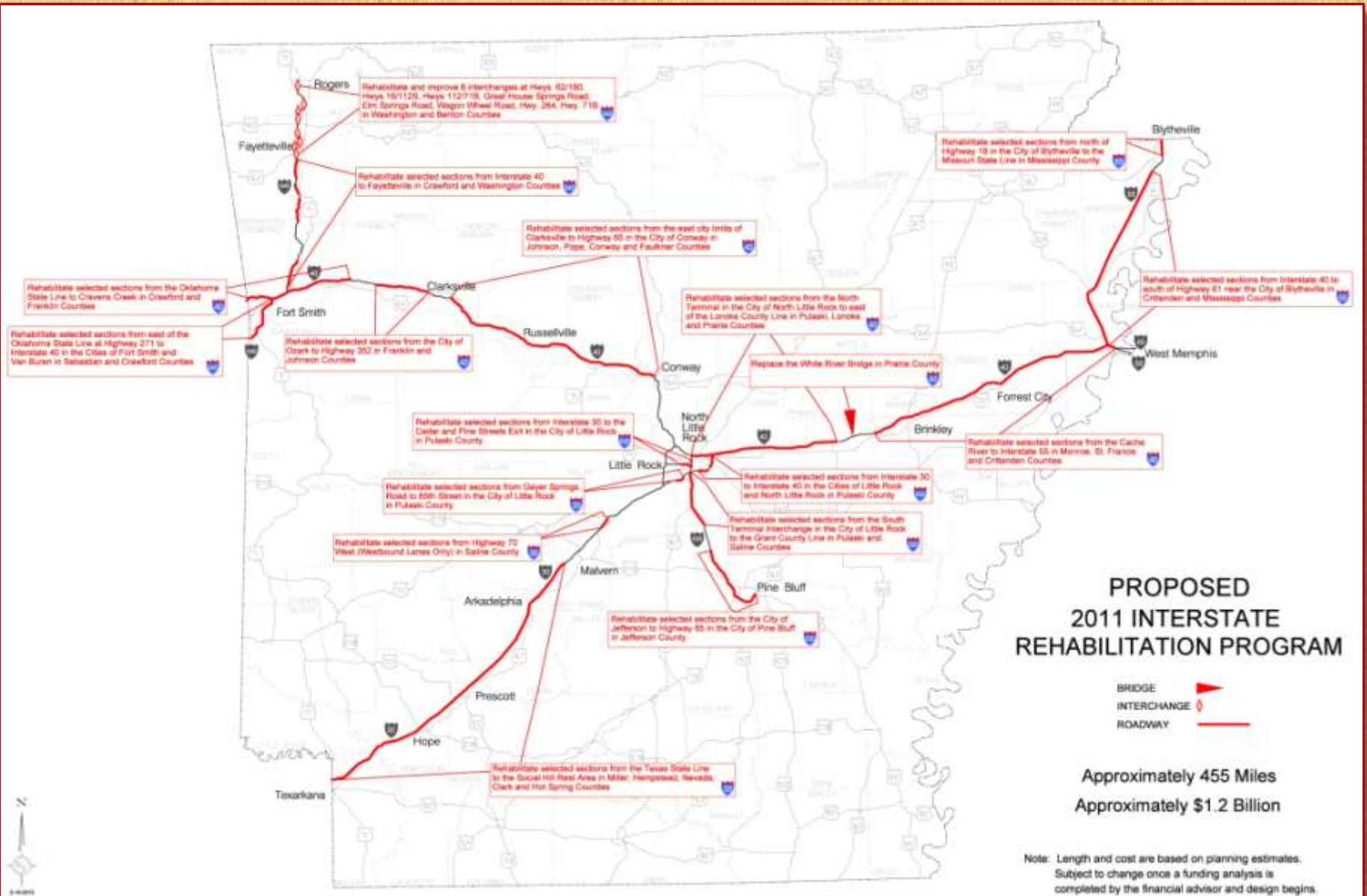
2011

75 +/- Projects | 455 Total Miles | \$1.2 Billion

First Contracts to be Awarded in November 2012



Interstate Rehabilitation Program



November 6th

Issue Number 1

"Everybody Benefits..."



Issue Number 1

- November 6, 2012 election ballot
- **Temporary Increase**
- Does not apply to groceries, medicine, fuel
- \$230m annually (\$160m/ **\$35m/ \$35m**)
- State Aid Street Fund for City Streets



Issue Number 1

- \$1.3 Billion in general obligation bonds
- Bond debt retired over 10 years
- Tax expires when the bonds are retired
- Four-lane highways
- **\$1.8 Billion program supports 40,000 jobs**



Funded by Issue Number 1

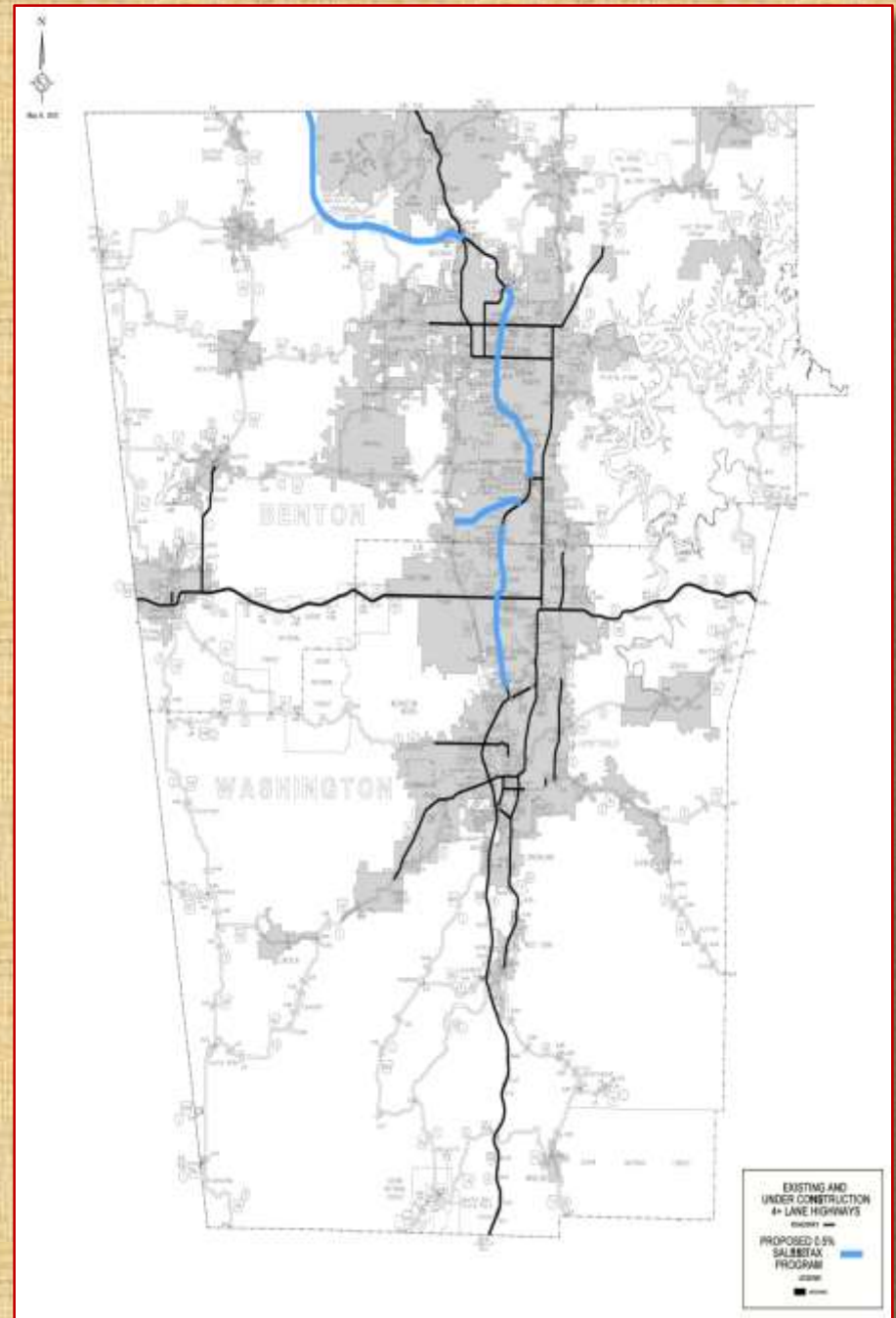
Northwest Arkansas



Funded by Issue Number 1

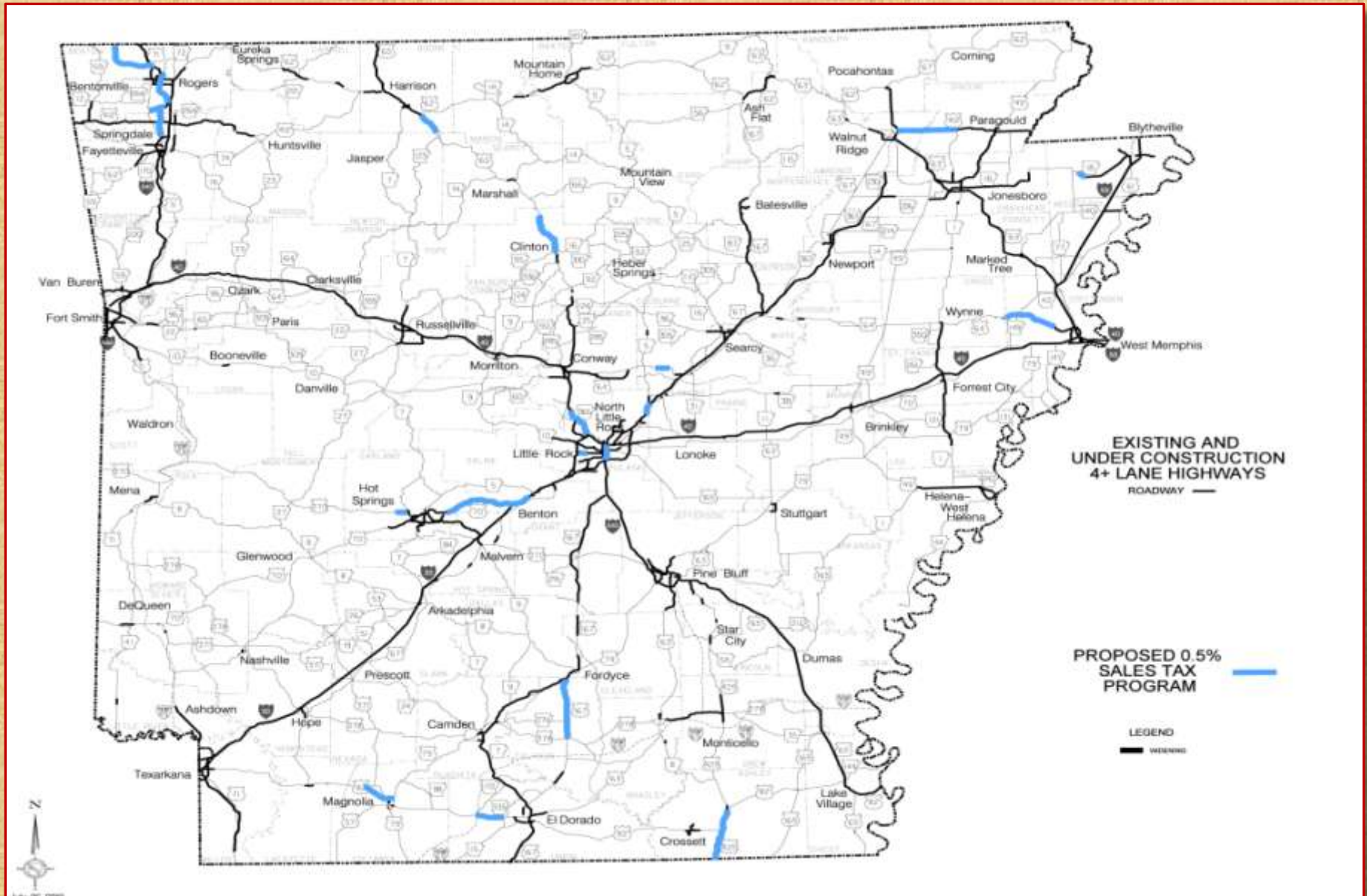
Northwest Arkansas

*24% of Total Program
Proposed for
Benton & Washington
Counties*



Funded by Issue Number 1

Statewide



Benefits of Issue Number 1



Completion of widening between Fayetteville and Bentonville



Completion of initial two lanes of the ultimate four lanes of the Bella Vista Bypass




Begin 4-lane construction from I-540 westward to the XNA Connector



'Everybody Benefits...'

Cities & Counties Will Split Nearly \$700 Million


**MOVE
ARKANSAS
FORWARD**
Proposed Constitutional
Amendment #1
Fact Sheet
Four-Lane Projects
and County Turnback Revenue

Carroll County

	<u>Annual</u>	<u>10-Year Total</u>
County Turnback	\$ 403,613	\$ 4,036,130
City Turnback		
Beaver	\$ 1,781	\$ 17,812
Berryville	\$ 95,402	\$ 954,015
Blue Eye	\$ 534	\$ 5,344
Eureka Springs	\$ 36,924	\$ 369,244
Green Forest	\$ 49,179	\$ 491,792
Oak Grove	\$ 6,573	\$ 65,727
City and County Turnback Total	\$ 594,006	\$ 5,940,064

‘Everybody Benefits...’

**Revenue Will
Free Up Money
for Other Projects
Across the State**



We Have the **OPPORTUNITY to...**

- **Build Four-Lane Highways**
- **Improve County Roads & City Streets**
- **Support 40,000 Jobs**
- **Free Up Money for Other Projects**


**...Without Raising Taxes
on
Groceries, Medicine or Gas!**

Vote

FOR

Issue Number 1

**on
November 6th**





ArkansasHighways.com

