

# ARKANSAS STATE HIGHWAY AND TRANSPORTATION DEPARTMENT



Fort Smith Rotary Club

October 31, 2012

# Challenges

- **12<sup>th</sup>** largest system in the country
  - **43<sup>rd</sup>** in highway revenue per mile.
- 
- **\$23 billion** in needs
  - **\$4 billion** in available revenue





# How We Compare

## Highway Mileage

- Arkansas 16,382 miles
- Illinois 16,161 miles
- California 15,225 miles
- New York 15,033 miles
- Tennessee 13,793 miles
- Florida 12,084 miles



# How We Compare

## Revenue Per Mile

• Arkansas	16,382 miles	\$58,536
• Illinois	16,161 miles	\$252,000
• California	15,225 miles	\$682,000
• New York	15,033 miles	\$237,000
• Tennessee	13,793 miles	\$108,000
• Florida	12,084 miles	\$694,532

# How We Compare

Administrative Cost Per Mile

• Arkansas	16,382 miles	\$1,821
• Illinois	16,161 miles	\$8,830
• California	15,225 miles	\$109,417
• New York	15,033 miles	\$84,062
• Tennessee	13,793 miles	\$11,905
• Florida	12,084 miles	\$16,985



# Employment Levels

➤ 1992: 4,016

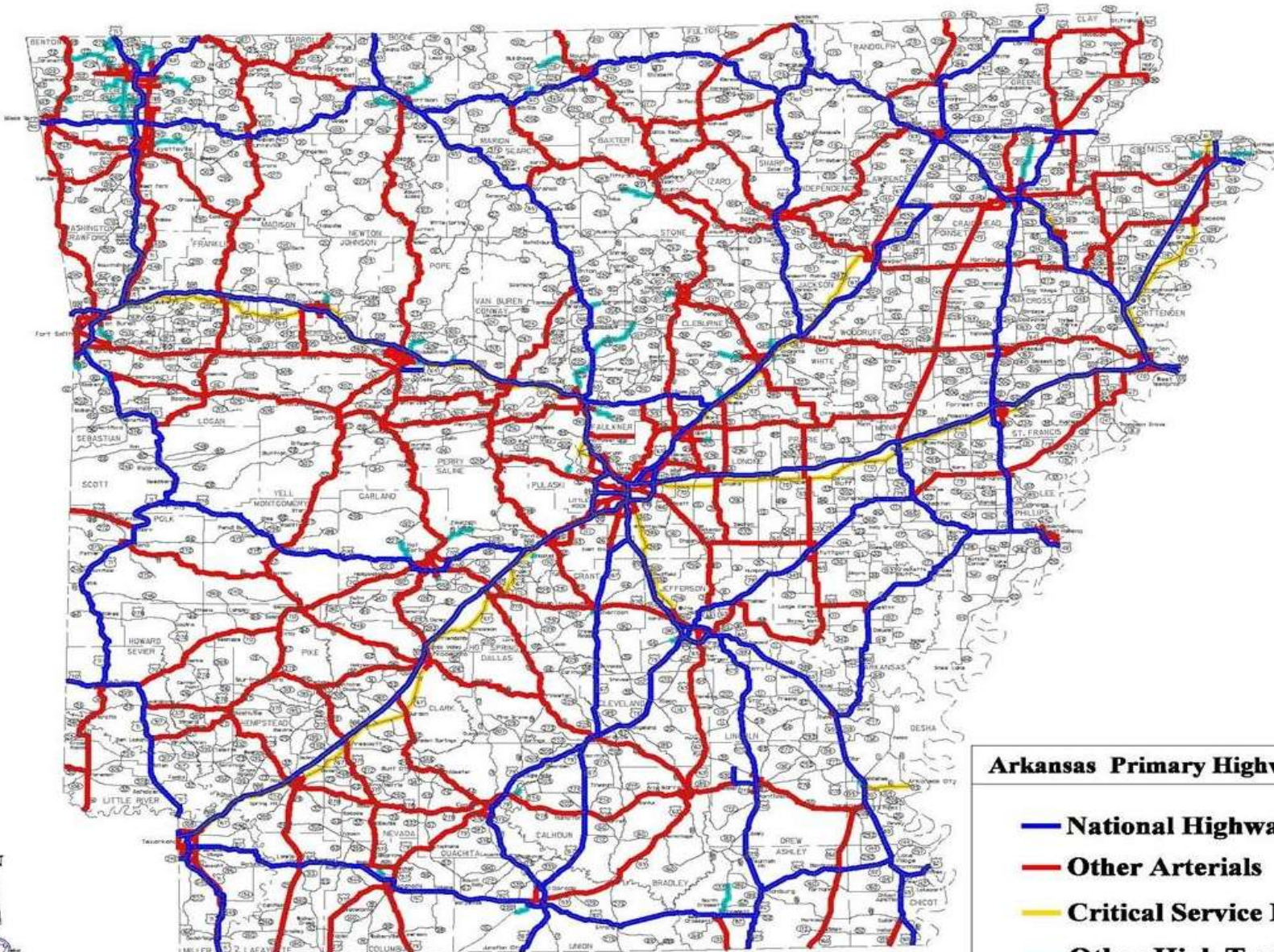
➤ 2012: 3,589

➤ 1965: 3,620





# Arkansas Primary Highway Network



## Arkansas Primary Highway Network

- National Highway System**
- Other Arterials**
- Critical Service Routes**
- Other High Traffic Routes**

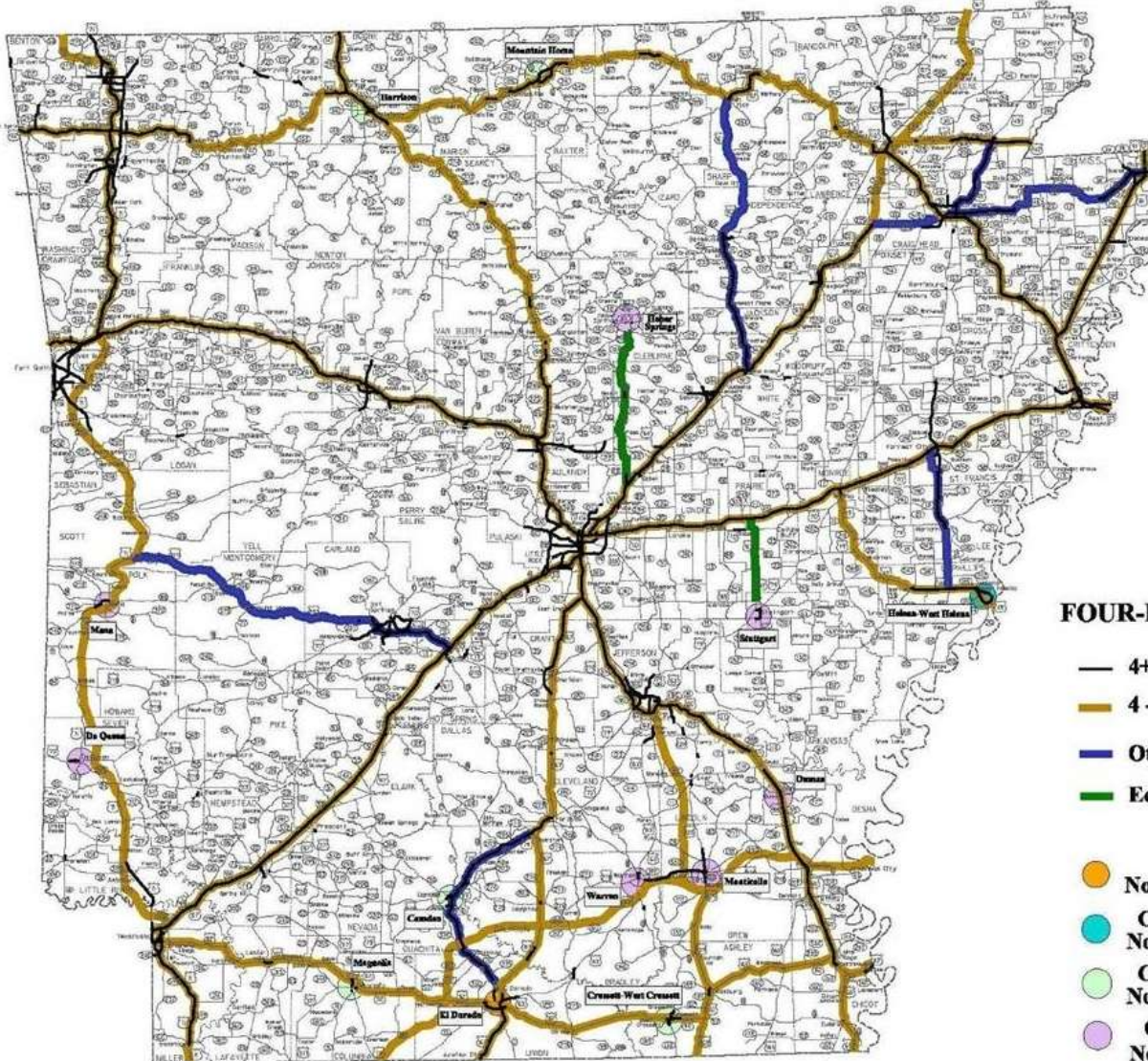
N



June 2010



# 4-Lane Highway System



4-Lane Grid	\$7.8 billion
Regional Connectors	\$0.6 billion
Econ. Dev. Connectors	\$0.3 billion
<b>TOTAL</b>	<b>\$8.7 billion</b>

## FOUR-LANE GRID SYSTEM

- 4+ Lane (Through 2010)
- 4 - Lane Grid System
- Other Regional Connections
- Economic Development Connections
- Cities > 20,000 Not Connected by 4-Lane
- Cities 15,000 to 20,000 Not Connected by 4-Lane
- Cities 10,000 to 15,000 Not Connected by 4-Lane
- Cities 5,000 to 10,000 Not Connected by 4-Lane





# Where the Money Isn't

- **Income Taxes Don't...**
- **Corporate Taxes Don't...**
- **Sales Taxes Don't...**
- **General Revenues Don't...**

**...Fund State Highways!**

**Per-Gallon Tax is the Primary Funding Source  
for Highways**



**Fuel Consumption is Declining**

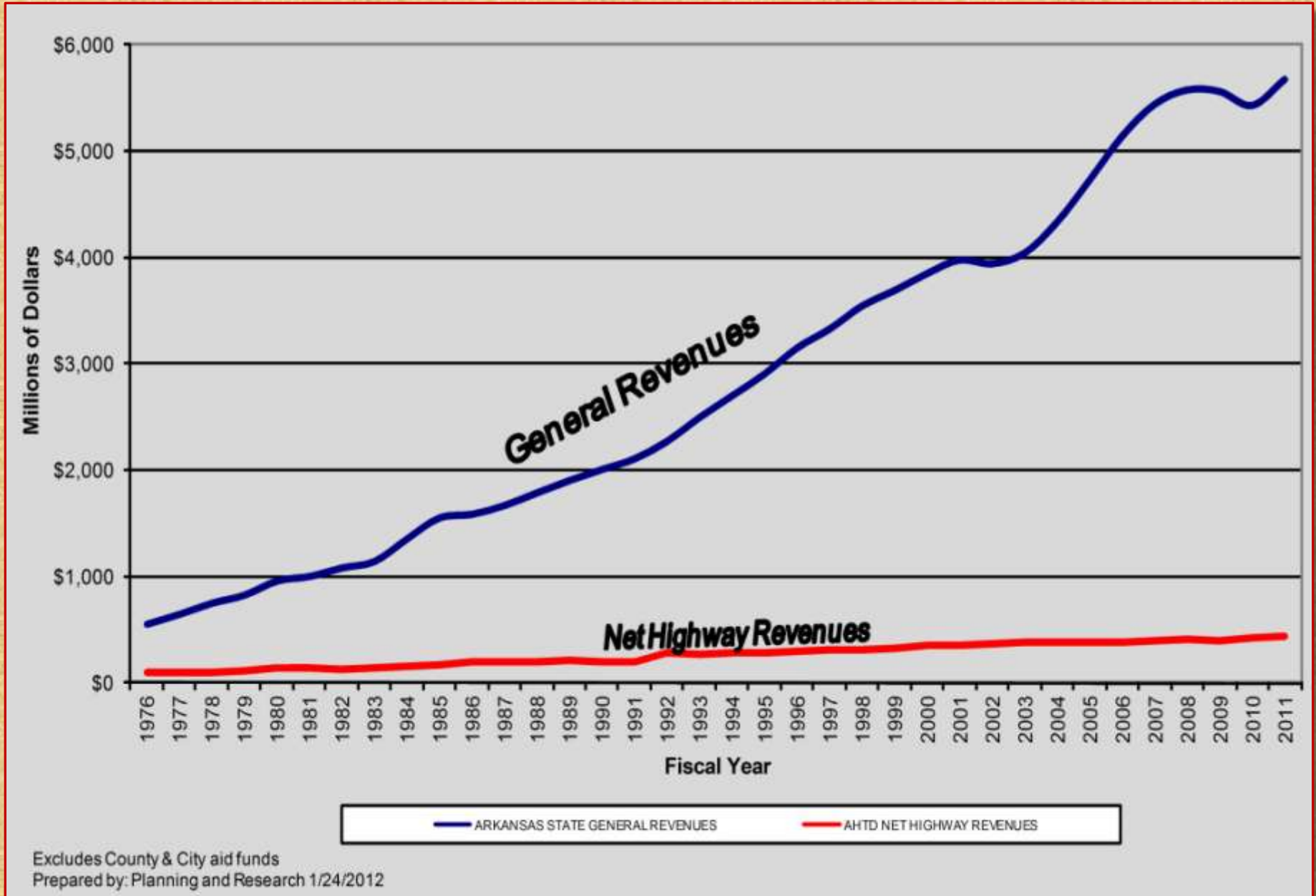


**Highway Revenues From Fuel are Declining**



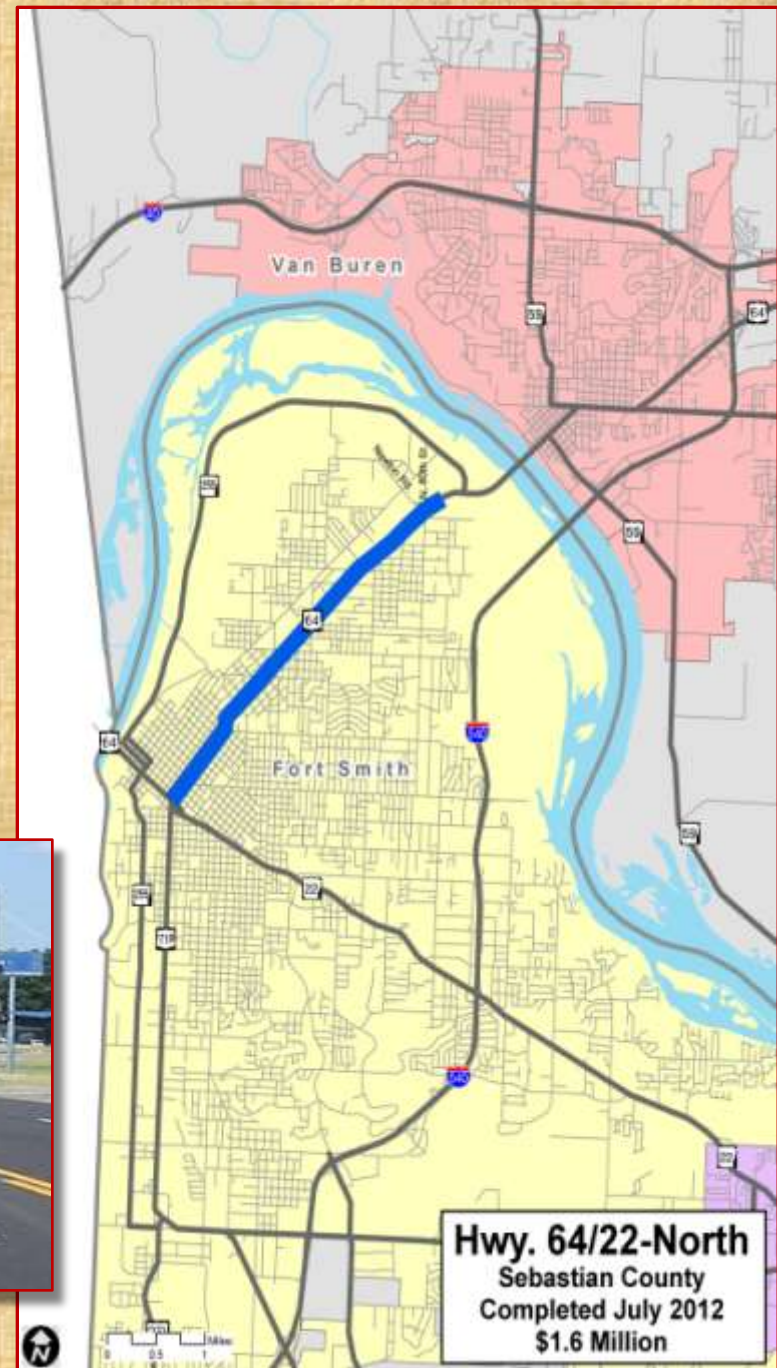


# State General Revenues vs. Gross State Highway Revenues



# Highway 64

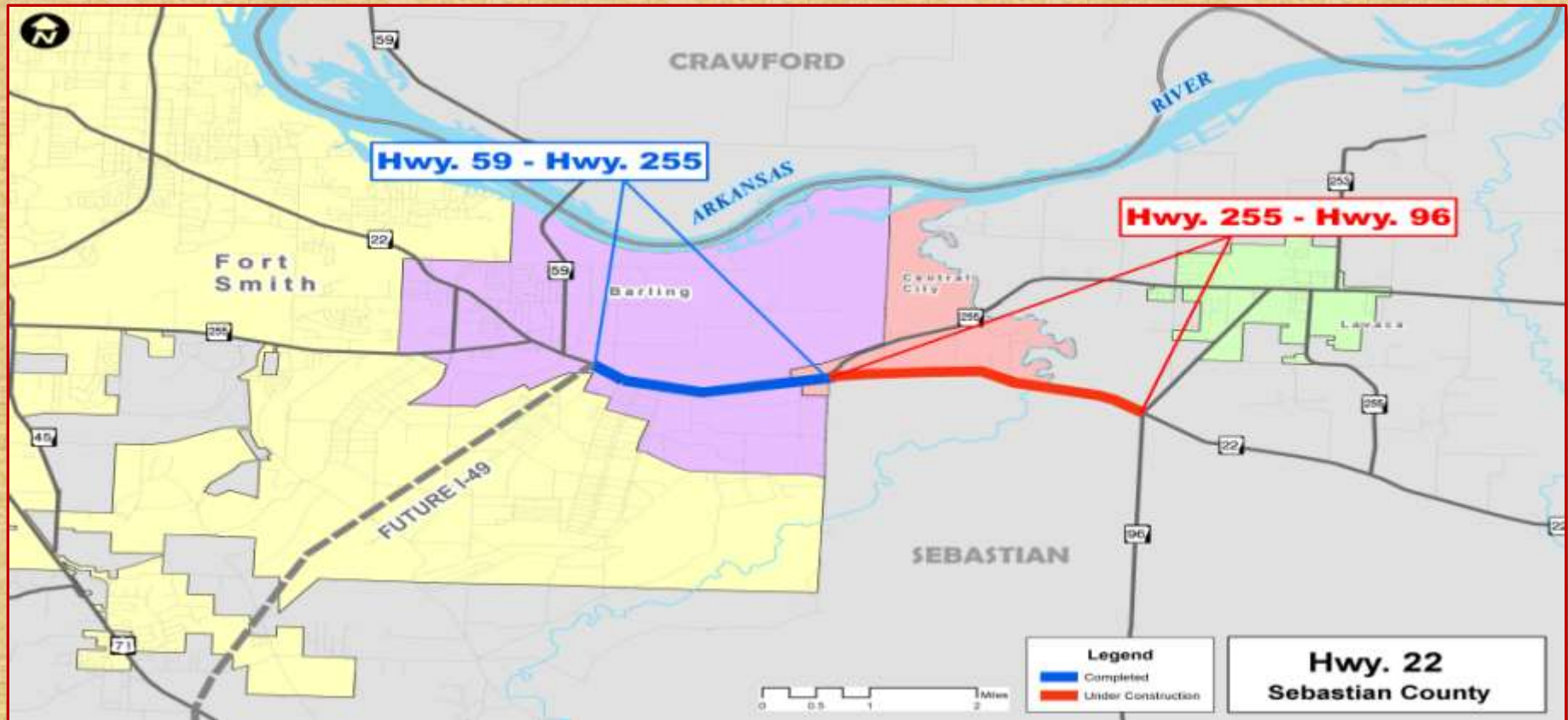
- 3.9 Miles
- \$1.6 Million
- Area's Largest Overlay Contract
- Completed Summer 2012
- I-540 Alternate Route





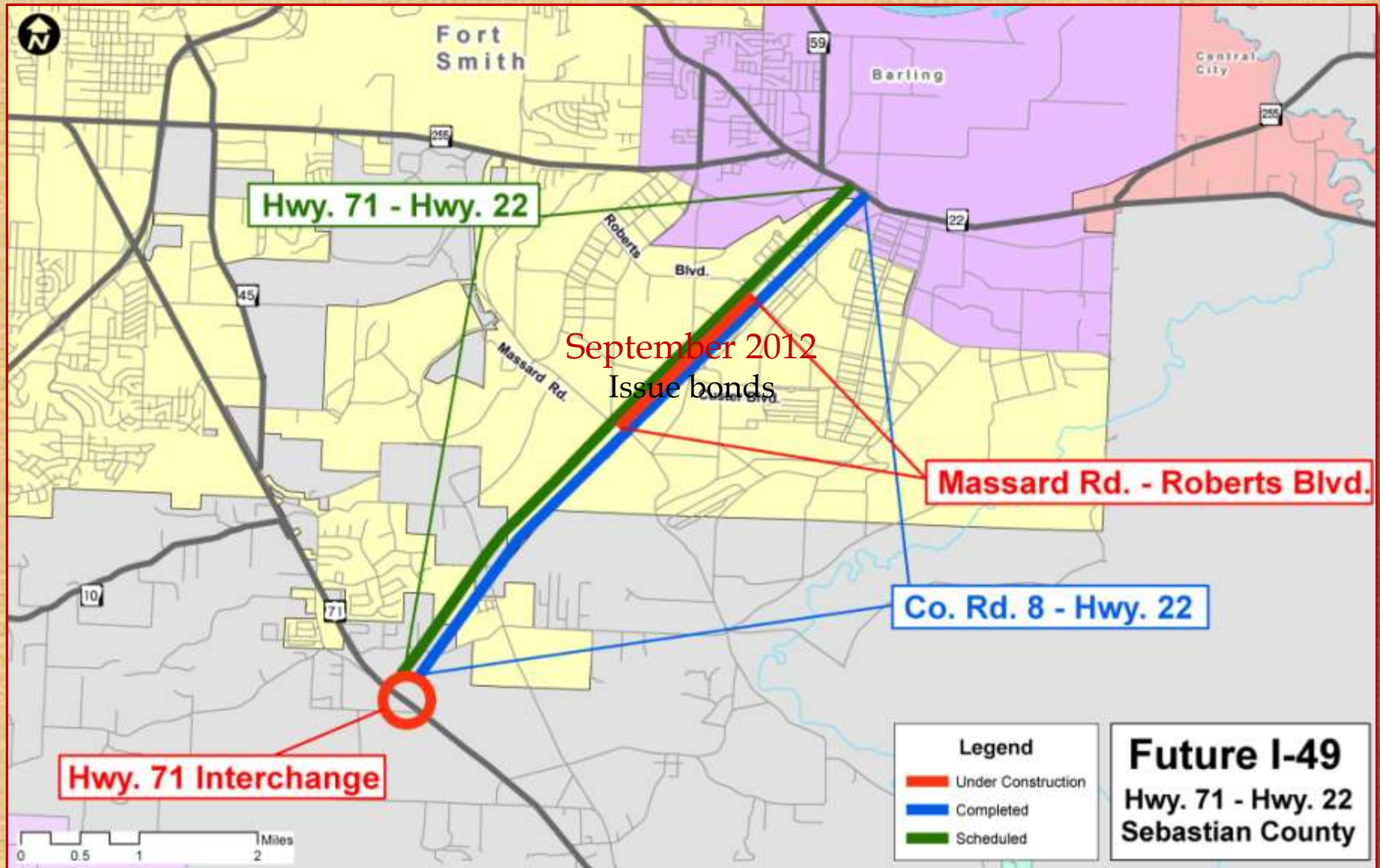
# Highway 22

- Highway 59 to Highway 96
- Widened 5.3 Miles to 5-Lanes
- 2 Jobs / \$21 Million
- Completed Early 2012



# Future I-49

## Highway 71 Relocation





# District 4 Headquarters Complex



*“The greatest success stories were created by people who recognized a problem and turned it into an opportunity.”*

**-Joseph Sugarman**  
American Entrepreneur





# Interstate Rehabilitation Program

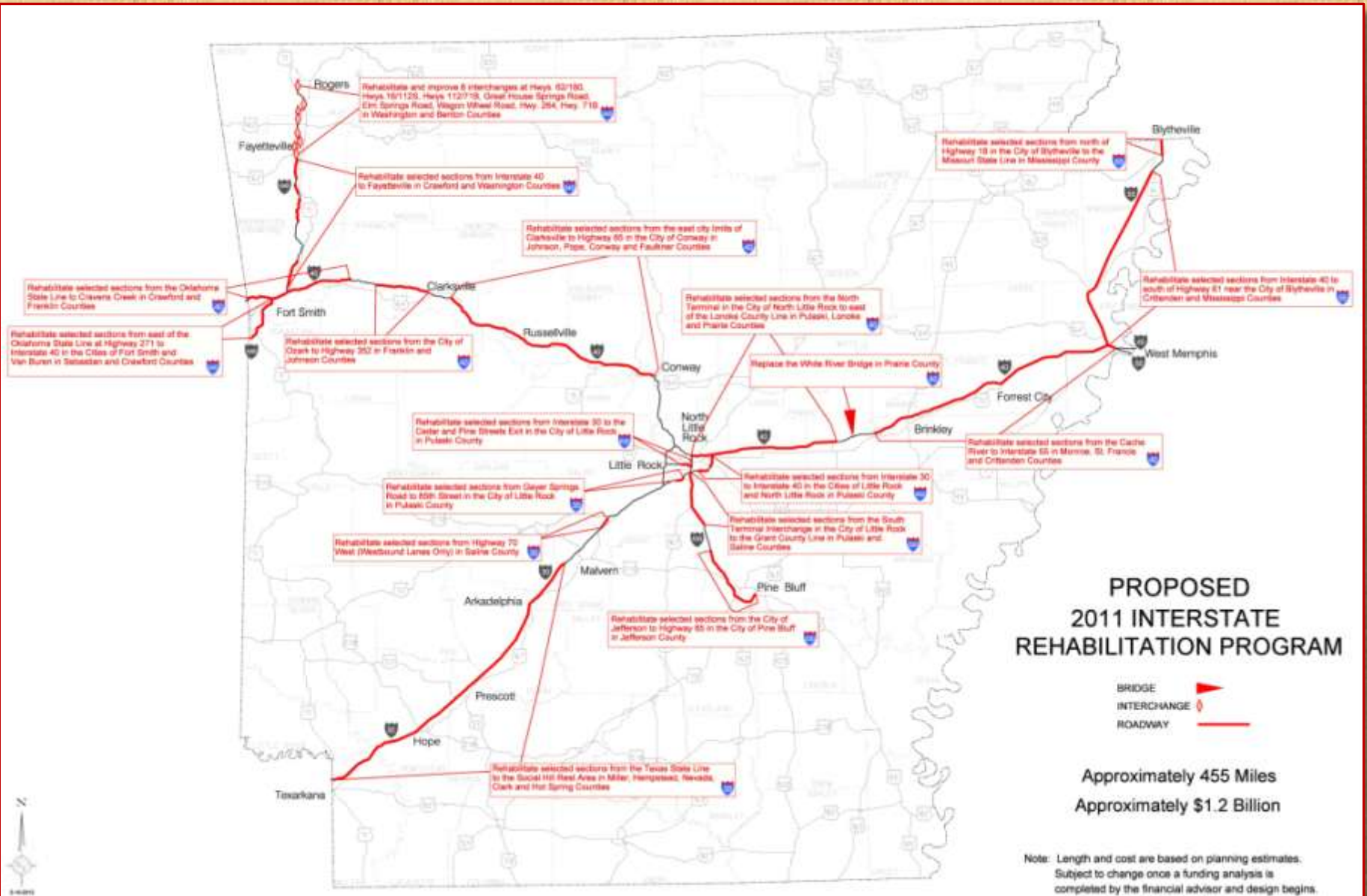
**November 2011:** Voters Approve Proposal by 81%

**September 2012:** Bids Opened on Bond Sale

**November 2012:** Let First Contracts

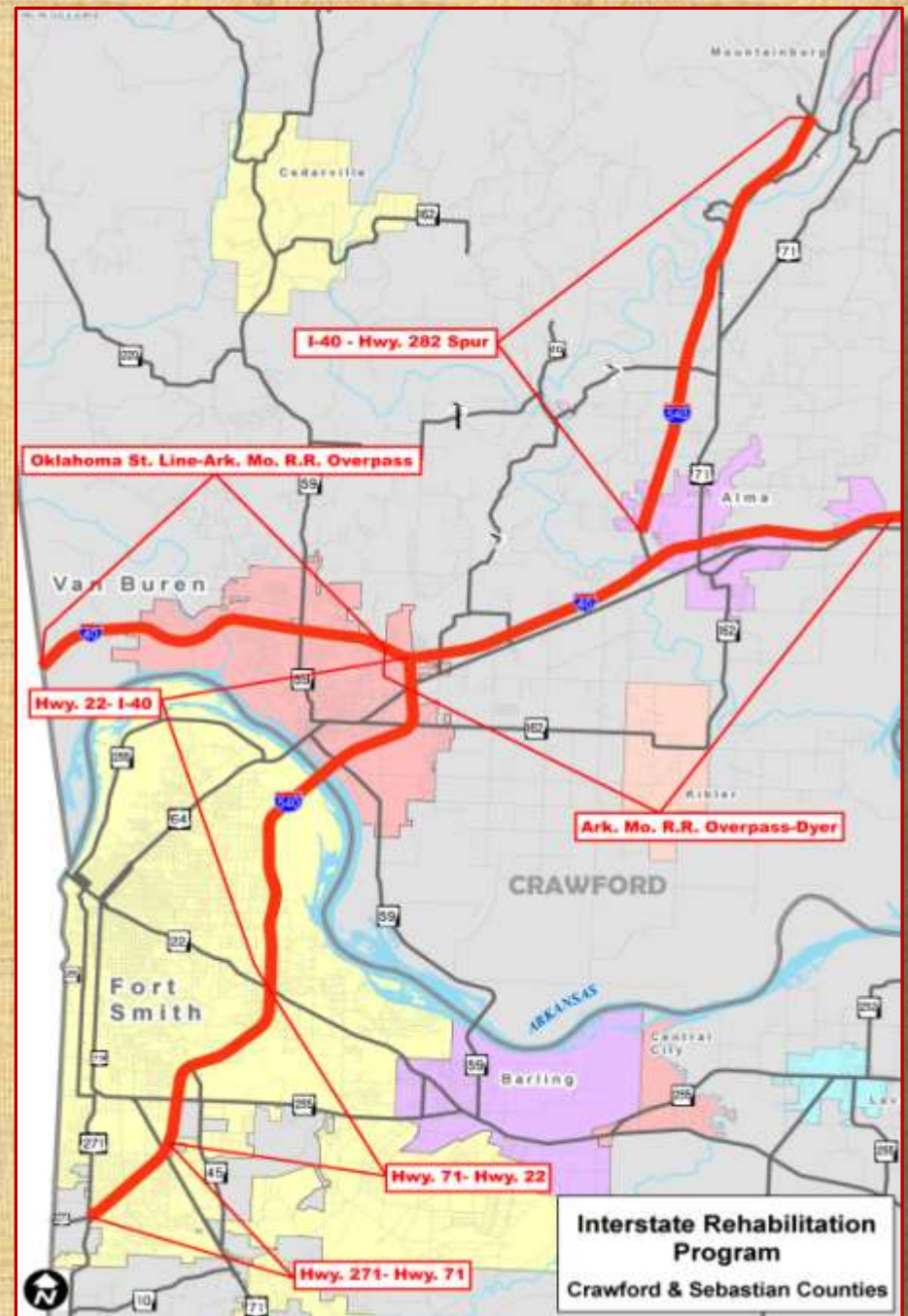


# Interstate Rehabilitation Program





# Interstate Rehabilitation Program



# November 6th

## Issue Number 1

*"Everybody Benefits..."*





# Issue Number 1

- November 6, 2012 election ballot
- **Temporary Increase**
- Does not apply to groceries, medicine, fuel
- \$230m annually (\$160m/ **\$35m/ \$35m**)
- State Aid Street Fund for City Streets



# Issue Number 1

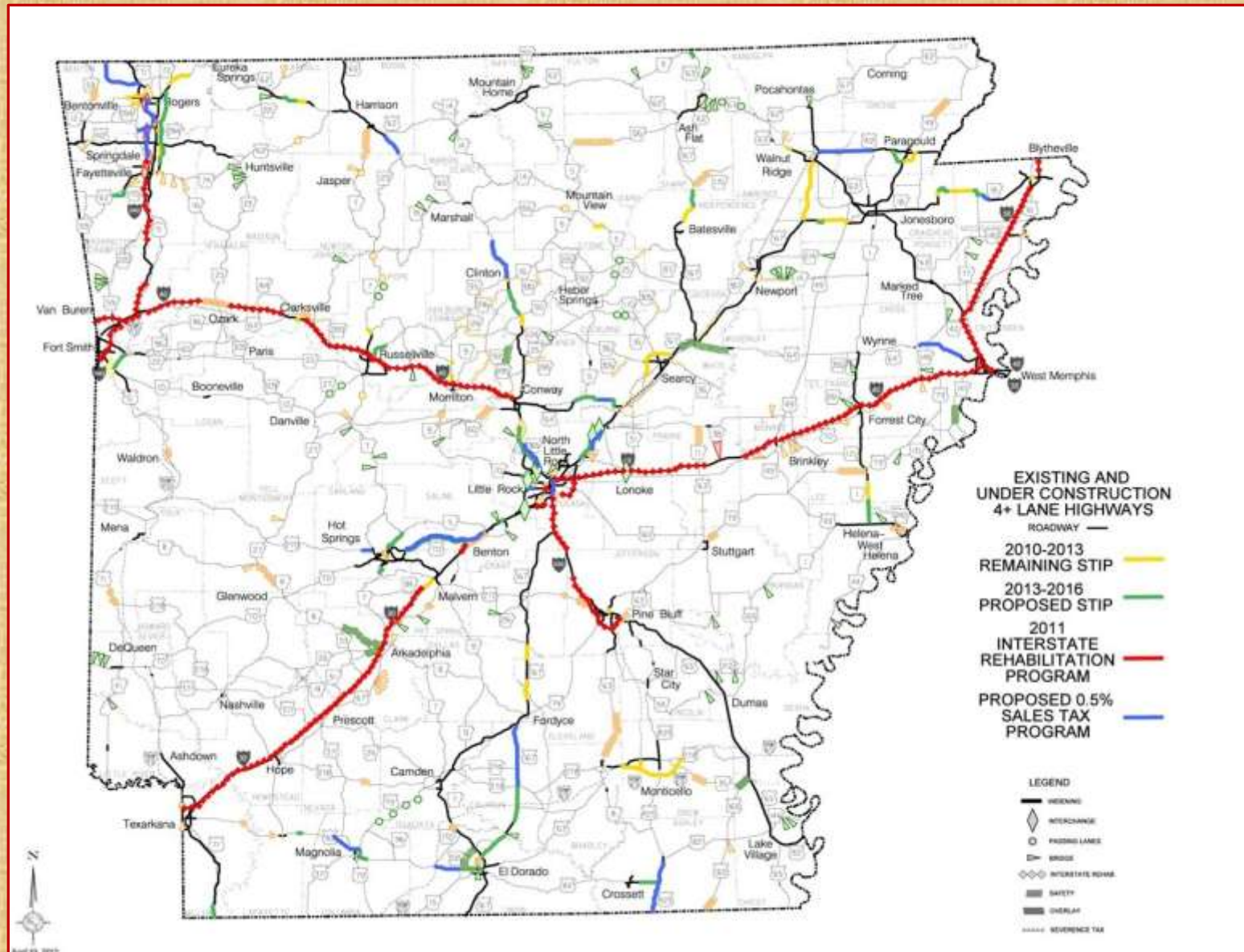
- Bond debt retired over 10 years
- \$1.3 Billion in general obligation bonds
- Tax expires when the bonds are retired
- Four-lane highways
- **\$1.8 Billion program supports 40,000 jobs**





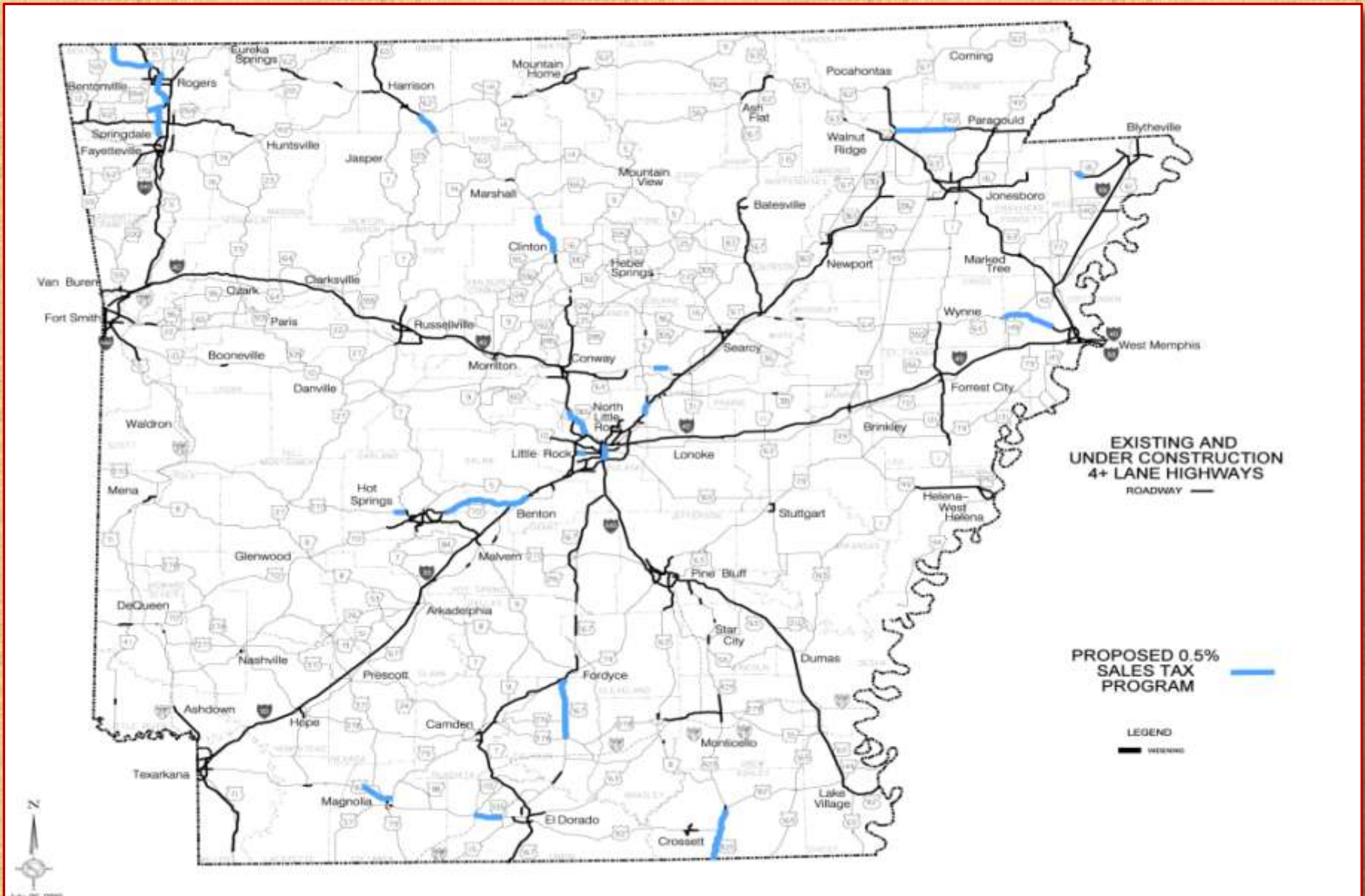
# Funded by Issue Number 1

## Statewide



# Funded by Issue Number 1

Statewide





# Benefits of Issue Number 1



Completion of widening between Fayetteville and Bentonville



Completion of initial two lanes of the ultimate four lanes of the Bella Vista Bypass



Completion of widening to six lanes between Conway and North Little Rock



# 'Everybody Benefits...'

Cities & Counties Will Split Nearly \$700 Million



## Sebastian County

	<u>Annual</u>	<u>10-Year Total</u>
County Turnback	\$ 755,518	\$ 7,555,180
<b>City Turnback</b>		
Barling	\$ 82,808	\$ 828,084
Bonanza	\$ 10,242	\$ 102,419
Central City	\$ 8,942	\$ 89,417
Fort Smith	\$ 1,535,562	\$ 15,355,617
Greenwood	\$ 159,454	\$ 1,594,538
Hackett	\$ 14,463	\$ 144,634
Hartford	\$ 11,435	\$ 114,354
Huntington	\$ 11,311	\$ 113,107
Lavaca	\$ 40,772	\$ 407,719
Midland	\$ 5,789	\$ 57,889
<b>City and County Turnback Total</b>	<b>\$ 2,636,296</b>	<b>\$ 26,362,956</b>

## Crawford County

	<u>Annual</u>	<u>10-Year Total</u>
County Turnback	\$ 569,904	\$ 5,699,041
<b>City Turnback</b>		
Alma	\$ 96,524	\$ 965,237
Cedarville	\$ 24,830	\$ 248,300
Chester	\$ 2,832	\$ 28,321
Dyer	\$ 15,603	\$ 156,034
Kibler	\$ 17,117	\$ 171,174
Mountainburg	\$ 11,239	\$ 112,394
Mulberry	\$ 29,479	\$ 294,790
Rudy	\$ 1,087	\$ 10,865
Van Buren	\$ 405,955	\$ 4,059,551
<b>City and County Turnback Total</b>	<b>\$ 1,174,571</b>	<b>\$ 11,745,709</b>



**‘Everybody Benefits...’**

**Revenue Will  
Free Up Money  
for Other Projects  
Across the State**



# How Can We...

- **Build Four-Lanes**
- **Improve County Roads & City Streets**
- **Support 40,000 Jobs**
- **Free Up Money for Area Projects**

**...Without Raising Taxes  
on  
Groceries, Medicine or Gas?**




**Vote**

**FOR**

**Issue Number 1**

**on  
November 6th**





**ArkansasHighways.com**

