The seal of the Arkansas State Highway Commission is centered in the background. It is a circular emblem with the text "ARKANSAS STATE HIGHWAY COMMISSION" around the perimeter. Inside the circle, there is a smaller emblem featuring the state seal of Arkansas, which includes a figure holding a bow and arrow, surrounded by stars and the word "ARKANSAS".

Arkansas State Highway Commission Meeting

Wednesday, December 2, 2015

The background features a large, faint watermark of the Arkansas State Highway Commission seal. The seal is circular and contains the text "ARKANSAS STATE HIGHWAY COMMISSION" around the perimeter. In the center, it depicts a figure holding a scale, surrounded by stars and the motto "REGNAT POPULUS".

Agenda Item 1

Meeting Minutes

October 14, 2015

The background features a large, faint watermark of the Arkansas State Highway Commission seal. The seal is circular and contains the text "ARKANSAS STATE HIGHWAY COMMISSION" around the perimeter. In the center, it depicts a figure holding a scale, surrounded by stars and the motto "REGNAT POPULUS".

Agenda Item 2

**Consideration of Minute
Orders**

The seal of the Arkansas State Highway Commission is a circular emblem. It features a central figure holding a scale and a sword, surrounded by stars and the word "ARKANSAS". The outer ring of the seal contains the text "ARKANSAS STATE HIGHWAY COMMISSION".

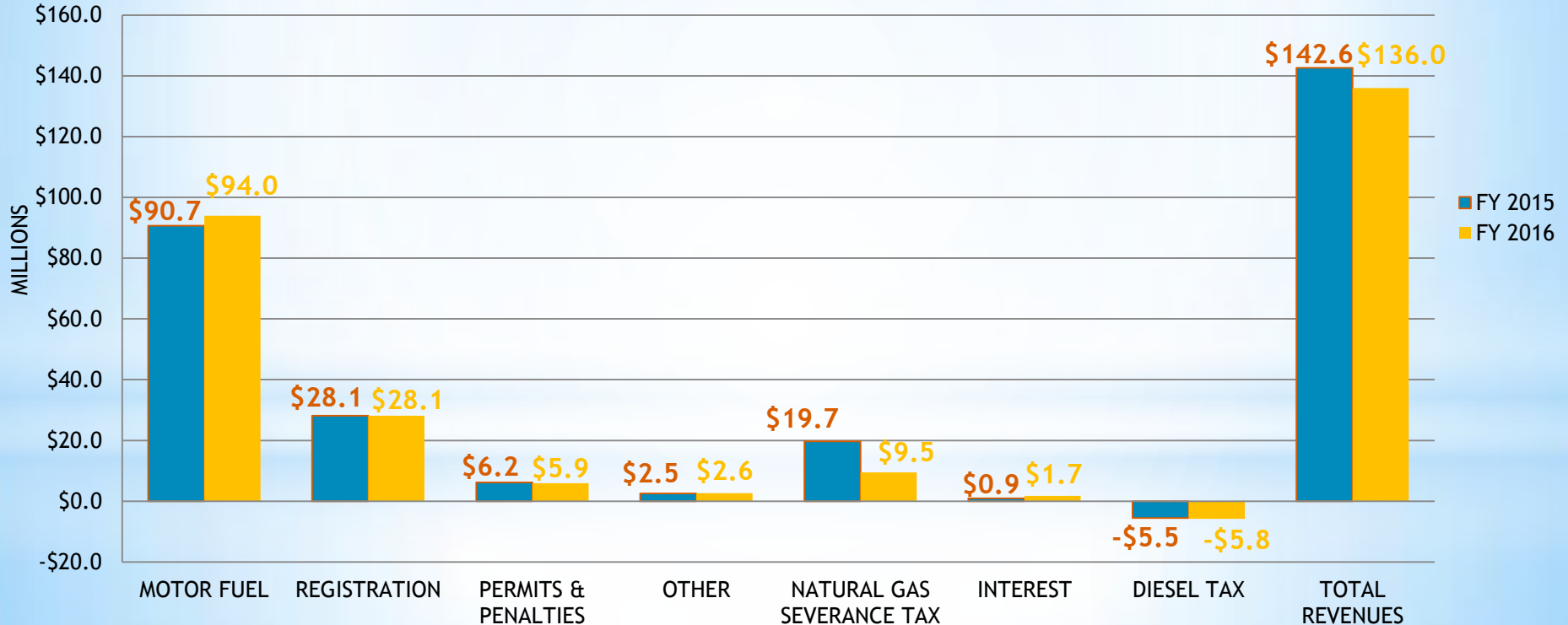
Agenda Item 3

State Highway Revenue

Update

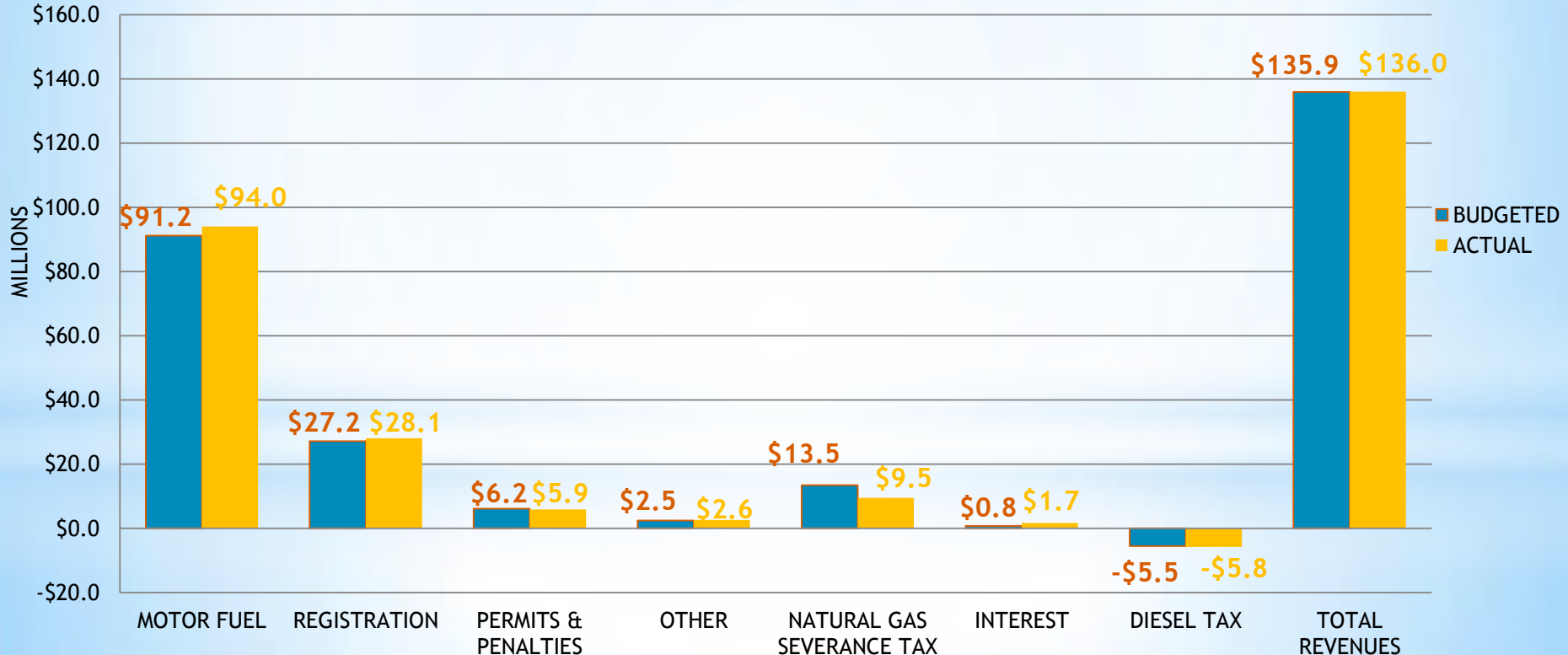
JULY-OCTOBER 2015 vs 2016 REVENUE

VARIANCE	\$3.3	\$0.0	-\$0.3	\$0.1	-\$10.2	\$0.8	-\$0.3	-\$6.6
% CHANGE	3.6%	0.0%	-4.8%	4.0%	-51.8%	88.9%	5.5%	-4.6%



FY 2016 BUDGETED VS. ACTUAL JULY-OCTOBER

	MOTOR FUEL	REGISTRATION	PERMITS & PENALTIES	OTHER	NATURAL GAS SEVERANCE TAX	INTEREST	DIESEL TAX	TOTAL REVENUES
VARIANCE	\$2.8	\$0.9	\$-0.3	\$0.1	\$-4.0	\$0.9	\$-0.3	\$0.1
% CHANGE	3.1%	3.3%	-4.8%	4.0%	-29.6%	112.5%	5.5%	0.1%



JULY-OCTOBER 2015 vs 2016 FUEL CONSUMPTION

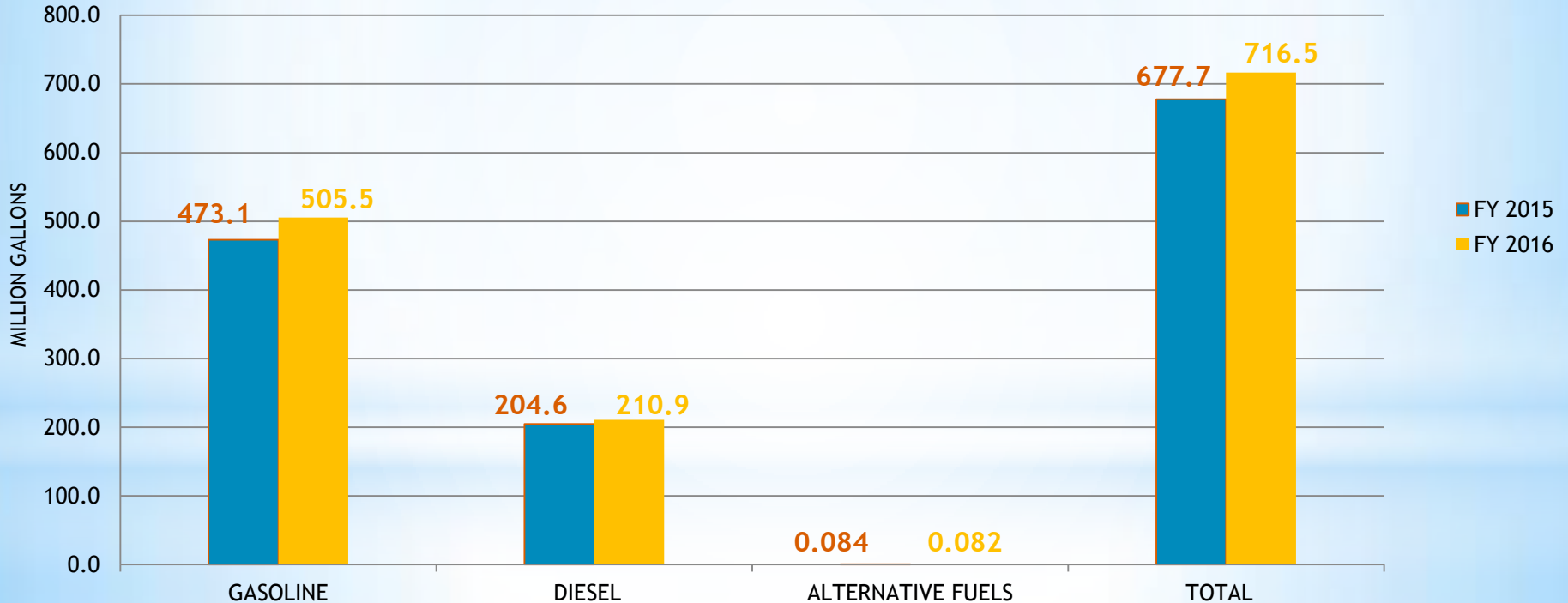
VARIANCE
% CHANGE

32.4
6.9%

6.3
3.1%

0.0
-1.9%

38.7
5.7%





Arkansas Fuel Consumption

Rolling 12-month Comparison

Fuel	Previous 12 Months (millions)	Current 12 Months (millions)	Variance
Gasoline	1,385,319,065	1,436,599,279	3.70%
Diesel	602,762,882	606,441,312	0.61%
Alternative	983,238	1,059,657	7.77%
Total	1,989,065,185	2,044,100,248	2.77%

State Fiscal Year 2016 Sales Tax

Mon	Projected Net	Actual Receipts	Variance	Monthly Variance	Annual Variance
Jul	13,930,000	14,527,703	597,703	4.29%	4.29%
Aug	14,280,000	14,887,997	607,997	4.26%	4.27%
Sept	14,140,000	14,949,174	809,174	5.72%	4.76%
Oct	14,140,000	14,272,040	132,040	0.93%	3.80%
Nov	13,720,000				
Dec	14,210,000				
Jan	15,050,000				
Feb	13,300,000				
Mar	14,140,000				
Apr	14,490,000				
May	13,930,000				
Jun	14,350,000				
Total	169,680,000	58,636,915	2,146,915		

Half-Cent Sales Tax Projected vs Actual

Projected Net	Actual Receipts	Variance	Percent Variance
\$374,990,000	\$375,338,971	\$348,971	0.09%

The background features a large, faint watermark of the Arkansas State Highway Commission seal. The seal is circular and contains the text "ARKANSAS STATE HIGHWAY COMMISSION" around the perimeter. In the center, it depicts a figure holding a scale, surrounded by stars and the word "ARKANSAS".

Agenda Item 4

Status of Federal Highway and
Transit Funding Issues

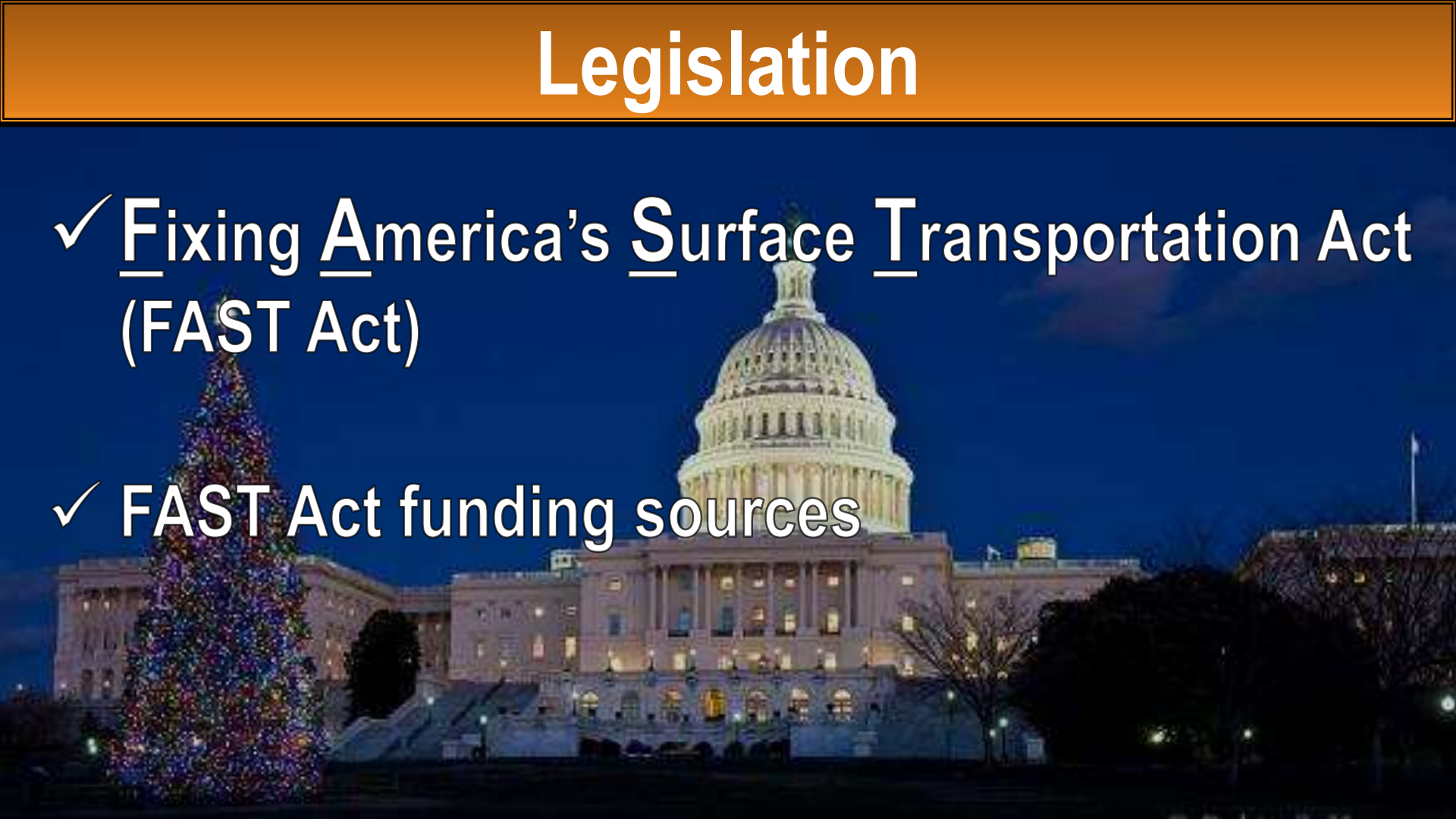
Legislation

- ✓ Conference Committee agrees to new bill
Fixing America's Surface Transportation Act
- ✓ MAP-21 has been extended
until December 4th



Legislation

- ✓ Fixing America's Surface Transportation Act (FAST Act)
- ✓ FAST Act funding sources



The background features a large, faint watermark of the Arkansas State Highway Commission seal. The seal is circular and contains the text "ARKANSAS STATE HIGHWAY COMMISSION" around the perimeter. In the center, it depicts a figure holding a scale and a sword, with the word "REGNAT" below it. The word "ARKANSAS" is written above the central figure, and "1836" is at the bottom.

Agenda Item 5

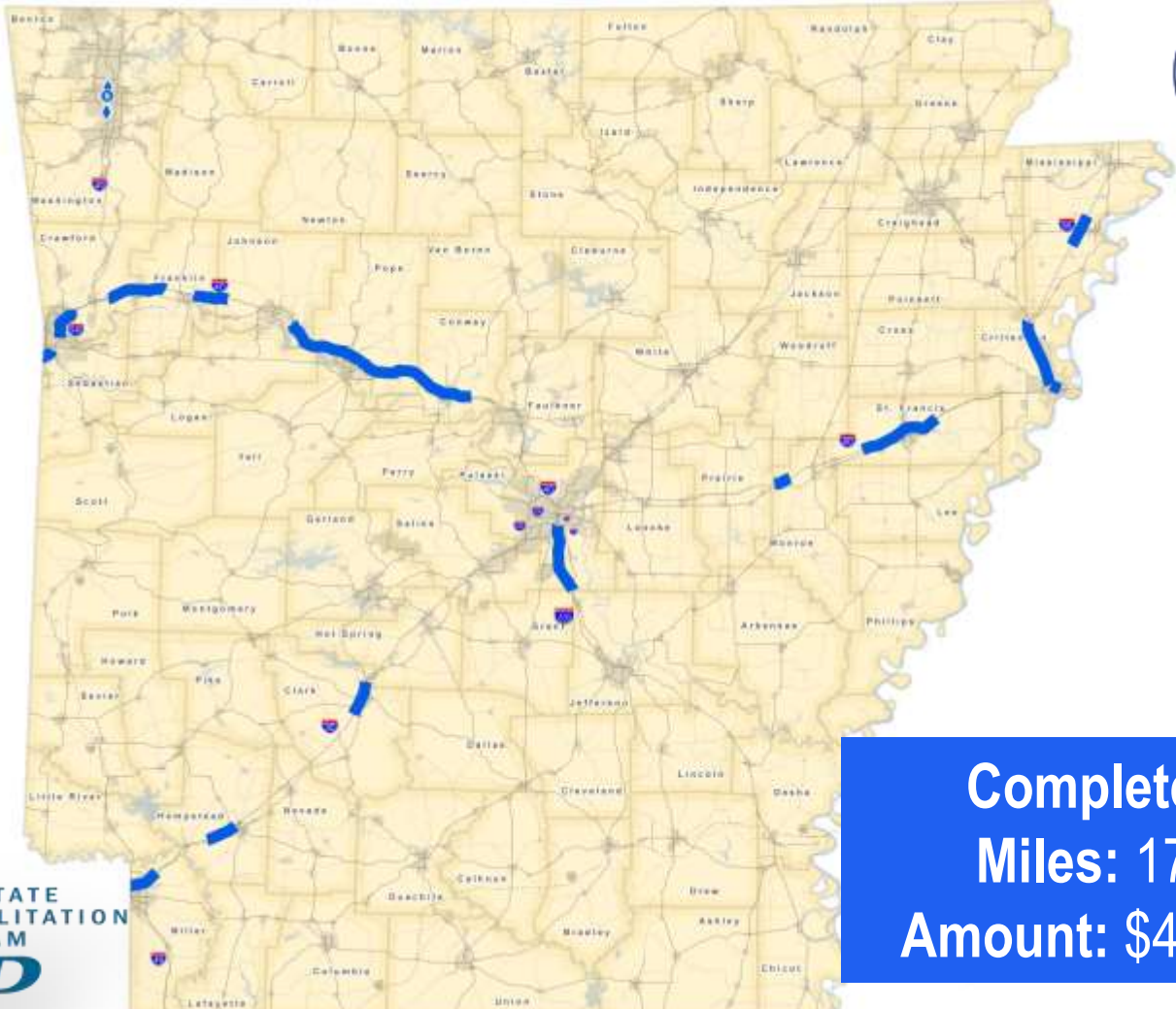
**2011 Interstate Rehabilitation Program
and Connecting Arkansas Program**



INTERSTATE
REHABILITATION
PROGRAM

IRP





**Completed
Miles: 170
Amount: \$449 M**

Interstate Rehabilitation Program





Interstate Rehabilitation Program

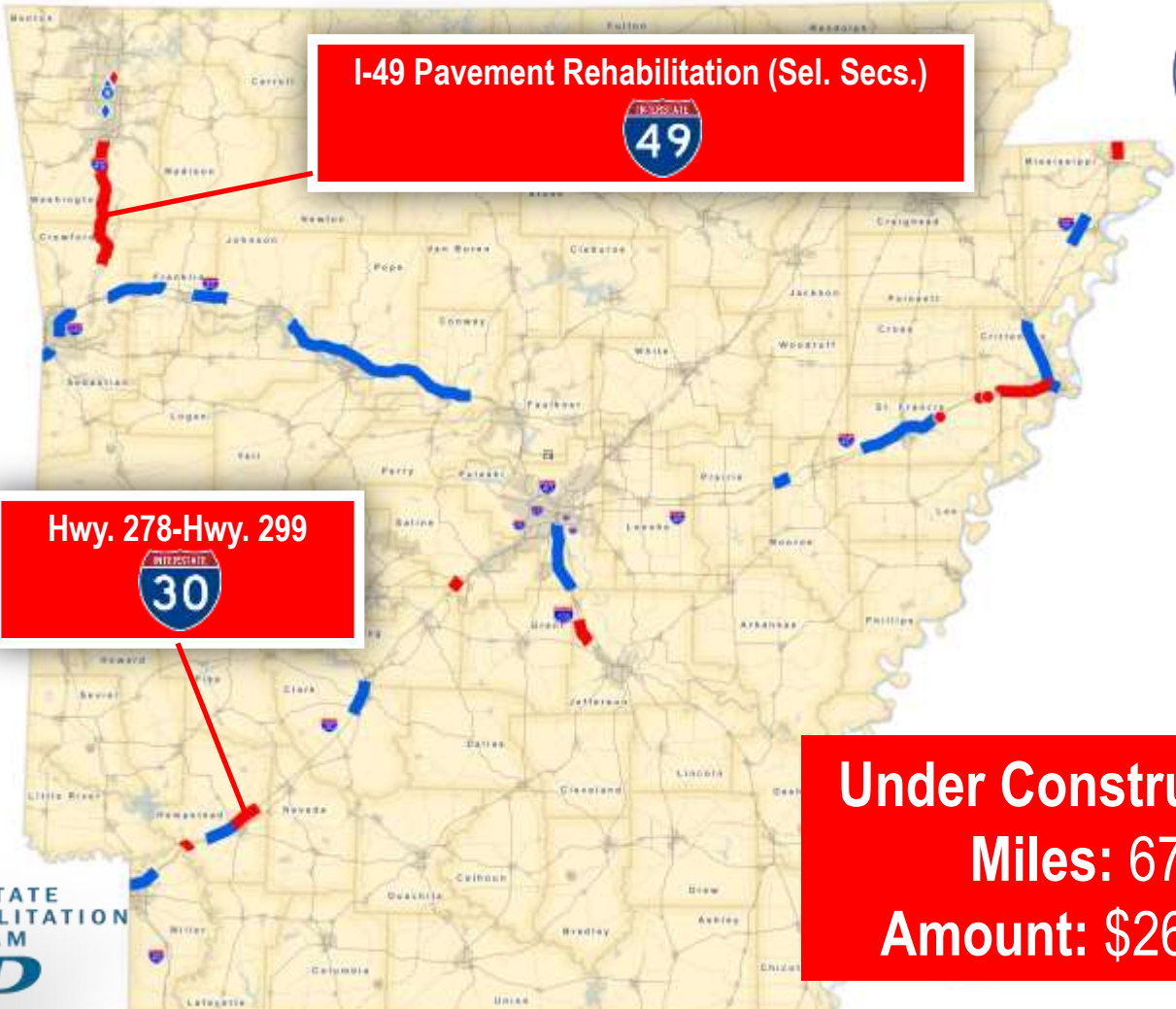
I-49 Pavement Rehabilitation (Sel. Secs.)



Hwy. 278-Hwy. 299

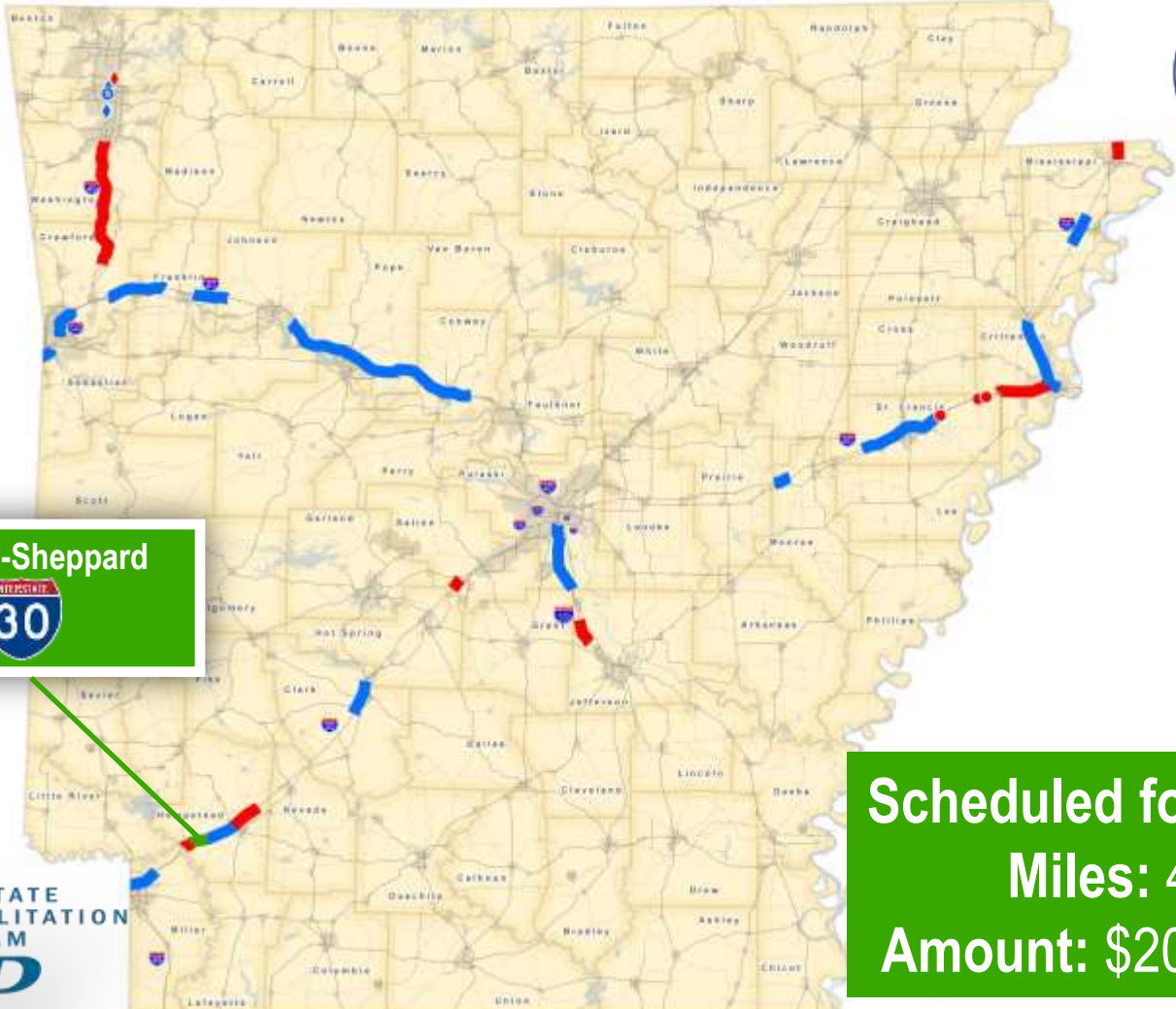



Under Construction
Miles: 67
Amount: \$265 M





Interstate Rehabilitation Program



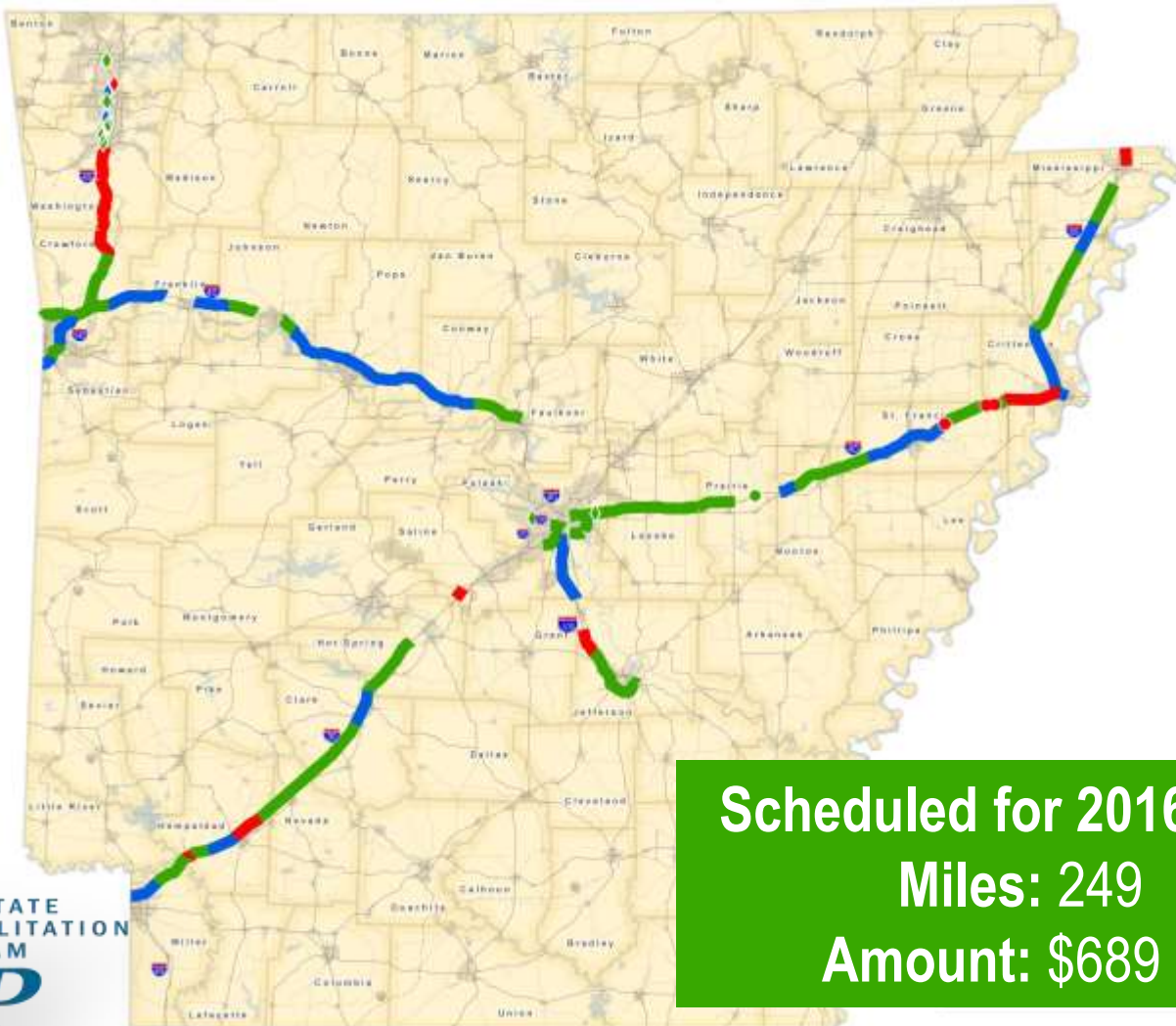
Hwy. 67-Sheppard


Scheduled for 2015
Miles: 4
Amount: \$20-40 M





Interstate Rehabilitation Program



Scheduled for 2016-2023
Miles: 249
Amount: \$689 M





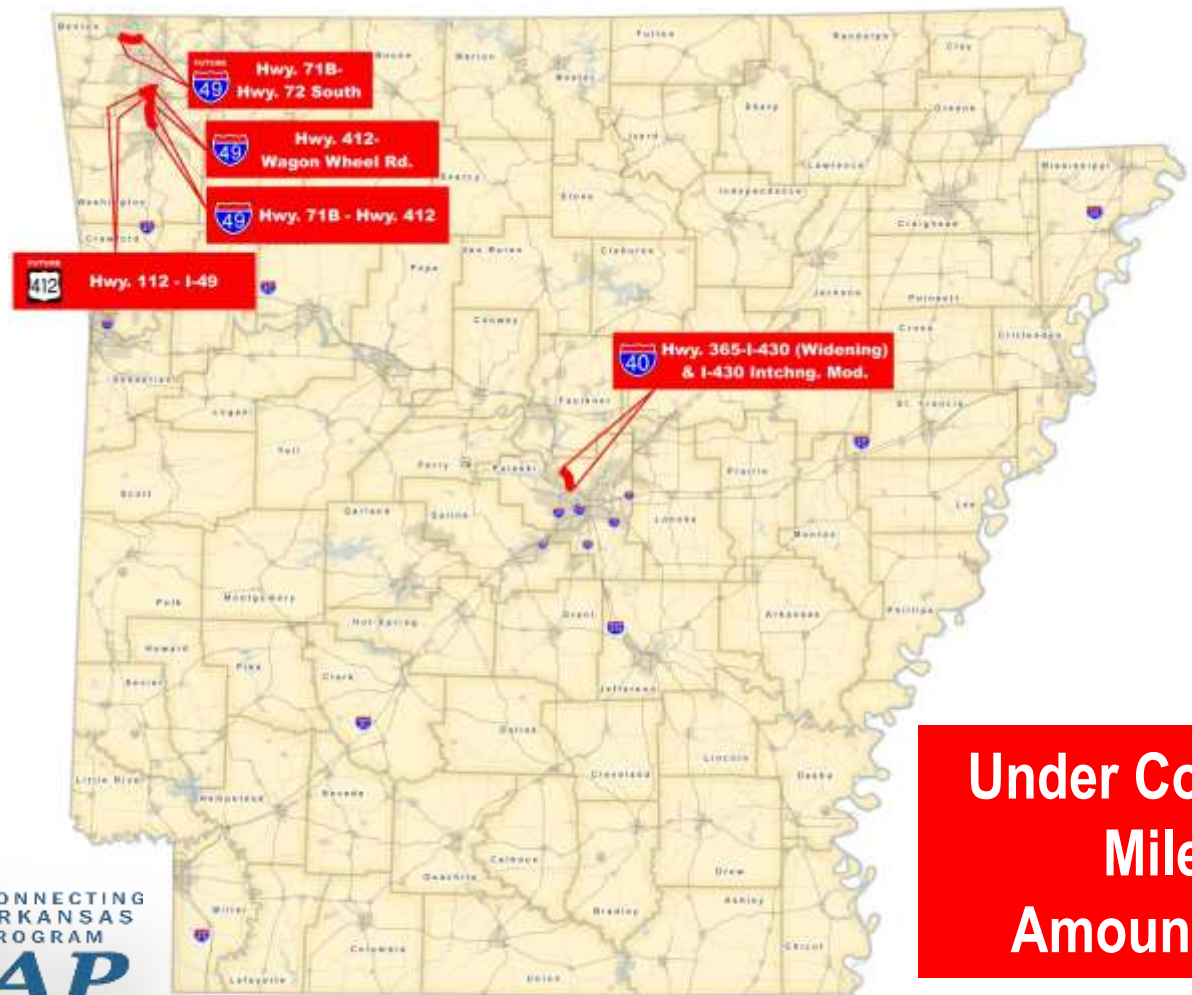
CONNECTING
ARKANSAS
PROGRAM

CAP





Connecting Arkansas Program

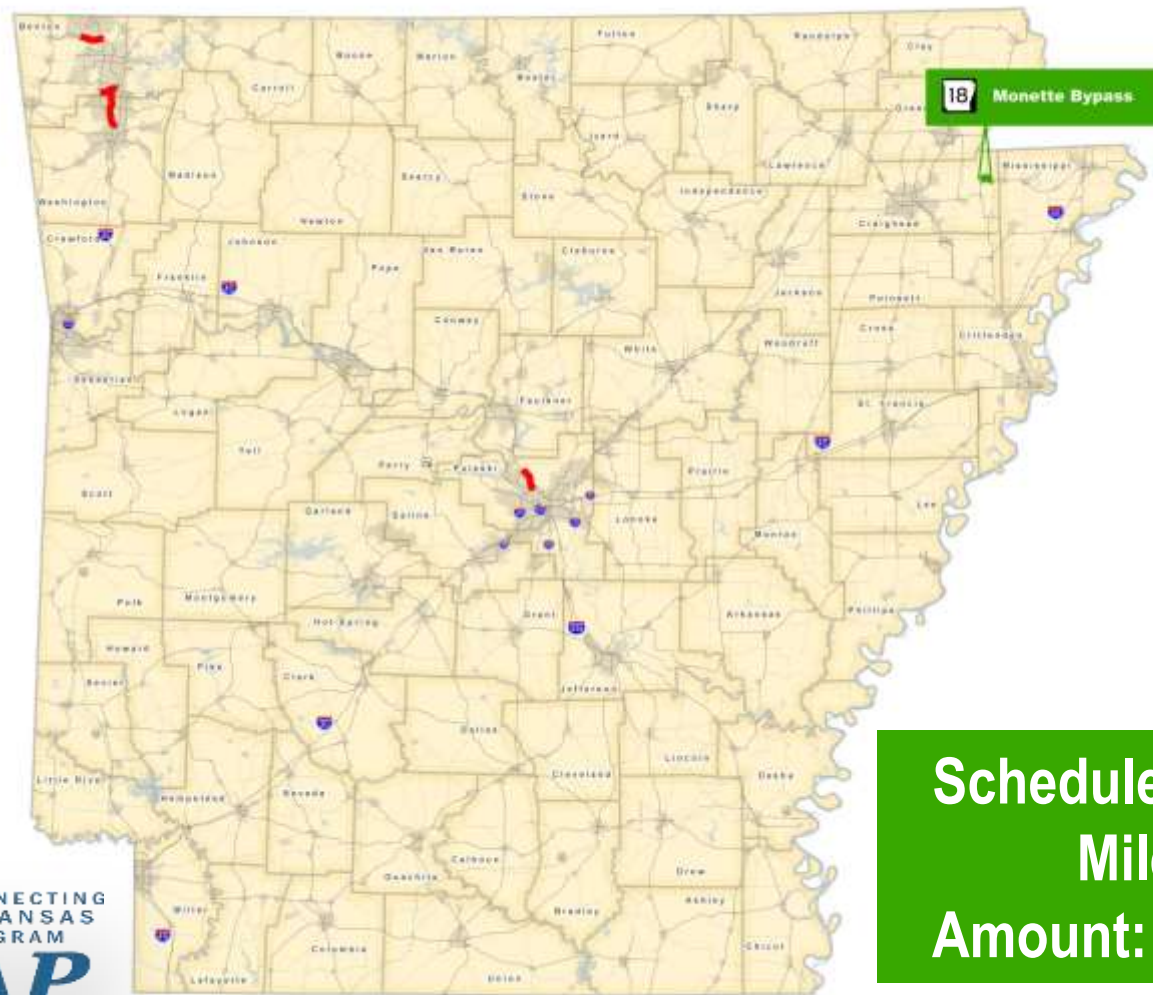


**Under Construction
Miles: 23
Amount: \$242 M**





Connecting Arkansas Program

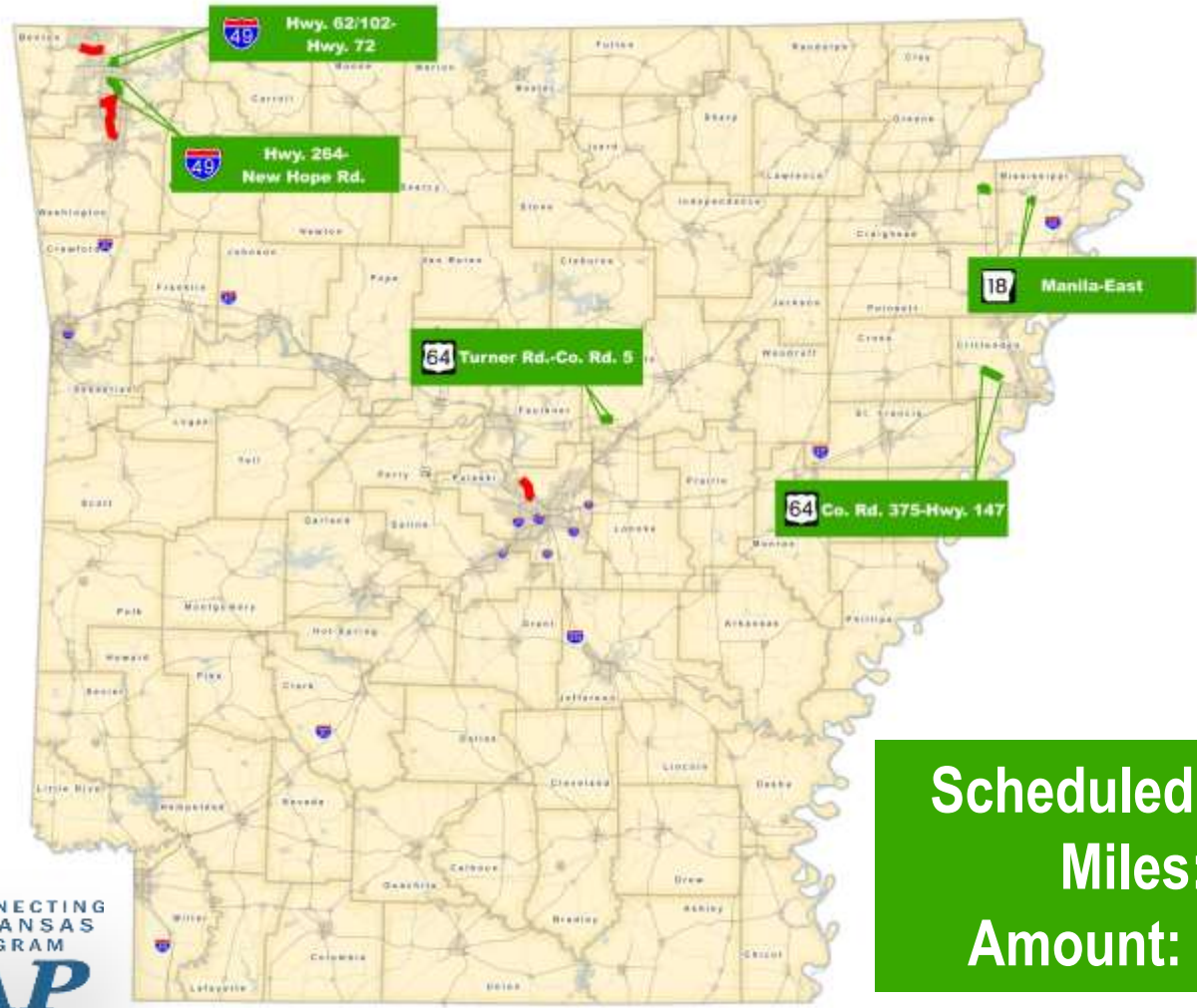


Scheduled for 2015
Miles: 7
Amount: \$10 - 20 M





Connecting Arkansas Program



Scheduled for 2016
Miles: 19
Amount: \$131 M





Connecting Arkansas Program



Scheduled for 2017-2019
Miles: 132
Amount: \$1.17 B



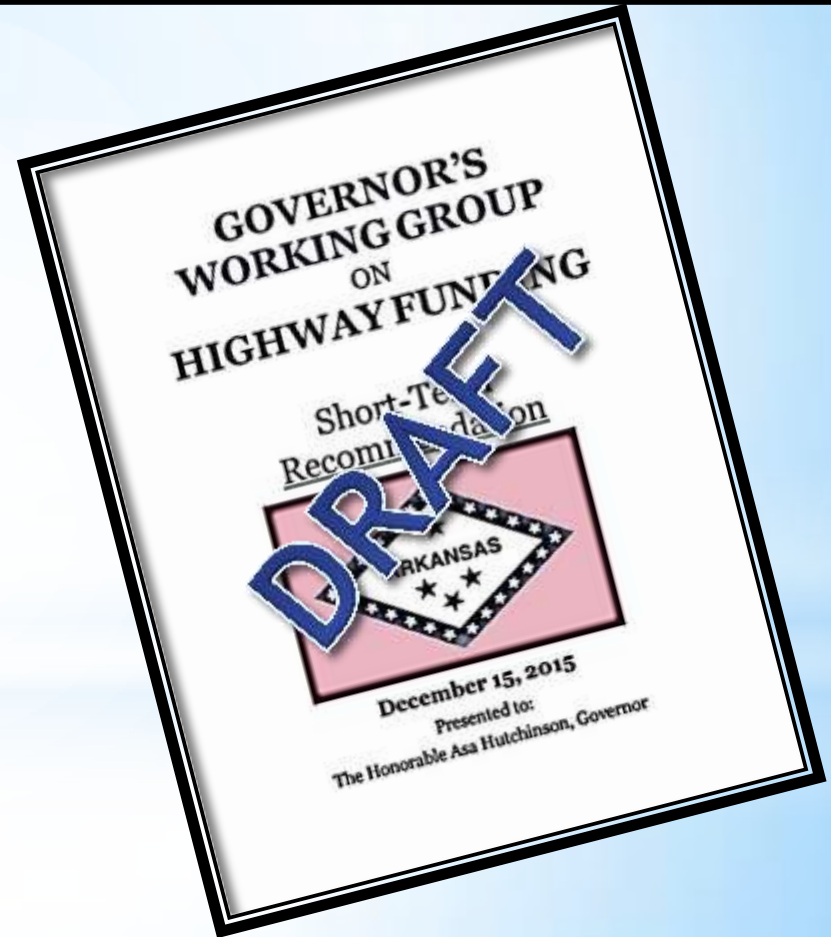
The background features a large, faint watermark of the Arkansas State Highway Commission seal. The seal is circular and contains the text "ARKANSAS STATE HIGHWAY COMMISSION" around the perimeter. In the center, it says "ARKANSAS" above a depiction of a figure holding a torch, surrounded by stars.

Agenda Item 6

**Governor's Working Group on
Highway Funding Update**

Governor's Working Group on Highway Funding

- Last meeting of 2015 held November 19th
- Report Due to Governor December 15th
- Four proposals to be included in the Report



The seal of the Arkansas State Highway Commission is centered in the background. It features a circular border with the text "ARKANSAS STATE HIGHWAY COMMISSION". Inside the circle, there is a central figure holding a scale and a sword, surrounded by stars and the word "ARKANSAS". A banner at the bottom of the inner circle reads "REGNAT".

Agenda Item 7

**Financial Advisor Selection for
30-Crossing Project**

The background features a large, faint watermark of the Arkansas State Highway Commission seal. The seal is circular and contains the text "ARKANSAS STATE HIGHWAY COMMISSION" around the perimeter. In the center, it depicts a figure holding a scale and a sword, surrounded by stars and the motto "REGNAT POPULUS".

Agenda Item 8

**Consultant Selection for Performance
and Learning Management System**

The seal of the Arkansas State Highway Commission is a circular emblem. It features a central figure holding a scale and a sword, surrounded by stars. The text "ARKANSAS STATE HIGHWAY COMMISSION" is written around the perimeter, and "ARKANSAS" is written above the central figure. The Latin motto "REGNAT POPULUS" is visible on a banner below the central figure.

Agenda Item 9

Bid Letting Results







December 1, 2015

Summary of the December 1st Bid Letting

Type Projects	Number of Projects	Bid Amount
State	23	255,403,039.95
City	1	4,525,561.30
County	1	1,244,029.00
Total	25	261,172,630.25









Details of the December 1st Bid Letting Projects







Route	County	Job Name	Apparent Low Bidder	Bid Amount
	Cross	Branch of Caney Creek Str. & Apprs.	Chancellor Brothers	1,340,759.07
	Crittenden	Hwy. 131-North	Crisp Contractors	2,639,353.72
	Grant	Moore's Slough Tributary Str. & Apprs.	1911 Construction Company	799,850.96
	Hempstead	Hwy. 67-Sheppard	Redstone Construction Group	30,379,496.44
	Miller	Arkansas Welcome Center Reconstruction (Red River)	Contech Contractors	2,514,872.02
	Crawford & Washington	Devil's Den-West	Pace Construction Company	7,700,000.00

Details of the December 1st Bid Letting

Projects






Route	County	Job Name	Apparent Low Bidder	Bid Amount
	Washington	Razorback Road-Garland Ave. (Hwy. 112) (Fayetteville)	Crossland Heavy Contractors	4,525,561.30
	Washington	Middle Fork White River Str. & Apprs. (Fayetteville)	Crossland Heavy Contractors	7,978,831.90
	White	Hwy. 16-Hwy. 67	McGeorge Contracting Company	16,284,376.29
	Fulton	Gut Creek Str. & Apprs.	H.R. Quadri Contractors	6,548,718.80
	Pulaski	Union Pacific Railroad Overpass (Arch St.) (LR)	Manhattan Road & Bridge Company	10,322,163.66
	Pulaski	I-430/Hwy. 10 Interchange Improvements (L.R.)	Conti Enterprises	22,264,093.00

Details of the December 1st Bid Letting Projects

Route	County	Job Name	Apparent Low Bidder	Bid Amount
	Pulaski	Union Pacific Railroad/Parkway Drive Str. & Apprs.	Mobley Contractors	8,990,100.12
	Pulaski	I-30/I-430 Interchange Improvements (L.R.) (Phase II)	Kiewit Infrastructure South	24,369,947.84
	Garland & Saline	Hwy. 128-Benton (Safety Improvements)	Redstone Construction Group	8,166,726.30
	Union	Hwy. 335-Ouachita River	McGeorge Contracting Company	13,403,202.45
	Columbia	Hwy. 79 North-County Road 525 (Magnolia)	Johnsville Company	24,959,477.70
	Faulkner	Hwy. 25 Relocation (I-40-North)	McGeorge Contracting Company	10,799,698.87

Details of the December 1st Bid Letting

Projects

Route	County	Job Name	Apparent Low Bidder	Bid Amount
	Faulkner	I-40-Thomas G. Wilson Dr. (Conway)	Eutaw Construction Company	9,850,520.53
	Johnson & Pope	Arkansas Tourist Information Center (Big Piney)	Crow Paving	3,595,187.55
	Carroll	County Road 704-West of Hwy. 103 South	Eutaw Construction Company	13,361,955.44
	Benton	Hwy. 264-Pleasant Grove Rd.	Crossland Construction Company	15,414,276.49
	Craighead	Monette Bypass	Robertson Contractors	13,719,430.80
Various	Various	Shoulder Rumble Strips/Stripes (Sel. Secs.) (Dists. 4, 8, 9)	No Bids Received	



Agenda Item 10

**Draft 2016-2020 Statewide Transportation
Improvement Program (STIP)**


Draft 2016-2020 STIP



2016-2020
Federal Fiscal Years

DRAFT

STATEWIDE TRANSPORTATION
IMPROVEMENT PROGRAM
STIP

 **ARKANSAS STATE HIGHWAY AND TRANSPORTATION DEPARTMENT**
Presented by the Arkansas State Highway Commission
In Compliance with Title 23 U.S.C. § 115
November 23, 2015



DRAFT

Statewide Transportation Improvement Program for Federal Fiscal Years 2016-2020 (STIP)

- Federal Requirement for Federally Funded and Regionally Significant Transportation and Transit Projects
- 4-Year Minimum
- Required Components:
 - ✓ Demonstration of Financial Constraint
 - ✓ Metropolitan Planning Organization (MPO) Coordination
 - ✓ Public Involvement
 - ✓ Performance Management



DRAFT

Statewide Transportation Improvement Program for Federal Fiscal Years 2016-2020 (STIP)

- Federal Fiscal Years 2016-2020
- Current STIP Schedule
 - ✓ December 2015 - Proposed Projects to MPOs
 - ✓ Spring 2016 - Receive MPOs Transportation Improvement Programs (TIPs)
 - ✓ Spring 2016 - Release STIP for Public Comment Period
 - ✓ Mid-2016 - Submit to Federal Highway Administration (FHWA) and Federal Transit Administration (FTA)
 - ✓ Summer 2016 - Approval from FHWA and FTA

**Estimated Average Annual Amount of Federal Funds
2016-2020**
(x \$1 Million)

Federal Programs	Total
National Highway Performance Program (NHPP)	\$ 310
Surface Transportation Program (STP)	\$ 140
Highway Safety Improvement Program (HSIP)	\$ 43
Congestion Mitigation and Air Quality (CMAQ)	\$ 13
National Freight Program	\$ 28
Other Minor Categories	\$ 18
Transportation Alternatives Program (TAP)	\$ 11
Metropolitan Planning	\$ 2
Statewide Planning and Research (SPR)	\$ 11
Total Federal-aid Funds	\$ 576

**Estimated Average Annual Amount of State Funds
2016-2020
(x \$1 Million)**

State Revenue	Total
Motor Fuel Tax and Registration Fees	\$ 360
4¢ Diesel Tax - Committed to IRP	\$ 17
Natural Gas Severance Tax	\$ 41
Estimated Additional State Funds (Assumption)	\$ 42
Total State Revenues	\$ 460

Estimated Average Annual Construction Funds 2016-2020

(x \$1 Million)

Federal Funds	\$ 576
State Highway Revenue	\$ 460
Total	\$ 1,036
Less Federal Funds for:	
Fixed Budgeted Expenditures (Maintenance, Administration, Operations)	\$ 30
Non-AHTD Projects (TAP, Counties, Cities, Attributable, Metropolitan Planning)	\$ 46
Statewide Planning and Research	\$ 10
Right-of-Way and Utilities / Obligation Limitation	\$ 55
Interstate Rehabilitation Program Bond Payment	\$ 58
Total Reduction in Federal Funds	\$ (199)
Less State Highway Funds for:	
Fixed Budgeted Expenditures (Maintenance, Administration, Operations)	\$ 318
State Match for Federal-aid Statewide Planning and Research	\$ 3
Interstate Rehabilitation Program Bond Payment (4¢ Diesel Fuel Tax)	\$ 16
Total Reduction in State Funds	\$ (337)
Total Federal and State Funds Available for Highway Construction	\$ 500

**Estimated Average Annual Construction Funds
Available for Highway Construction at Commission Discretion
2016-2020**
(x \$1 Million)

Total Federal and State Funds Available for Highway Construction	\$ 500
Less Federal and State Matching Funds for:	
Bridge Preservation (Historical Funding Level)	\$ 90
Interstate Rehabilitation Program	\$ 42
Federal-aid Safety (Highway Safety Improvements, Rail Highway Crossing Hazard Elimination and Protective Devices)	\$ 47
Total Reductions	\$(179)
Total Federal and State Funds Available for Construction at Commission Discretion	\$ 321

Use \$ 325 million / year

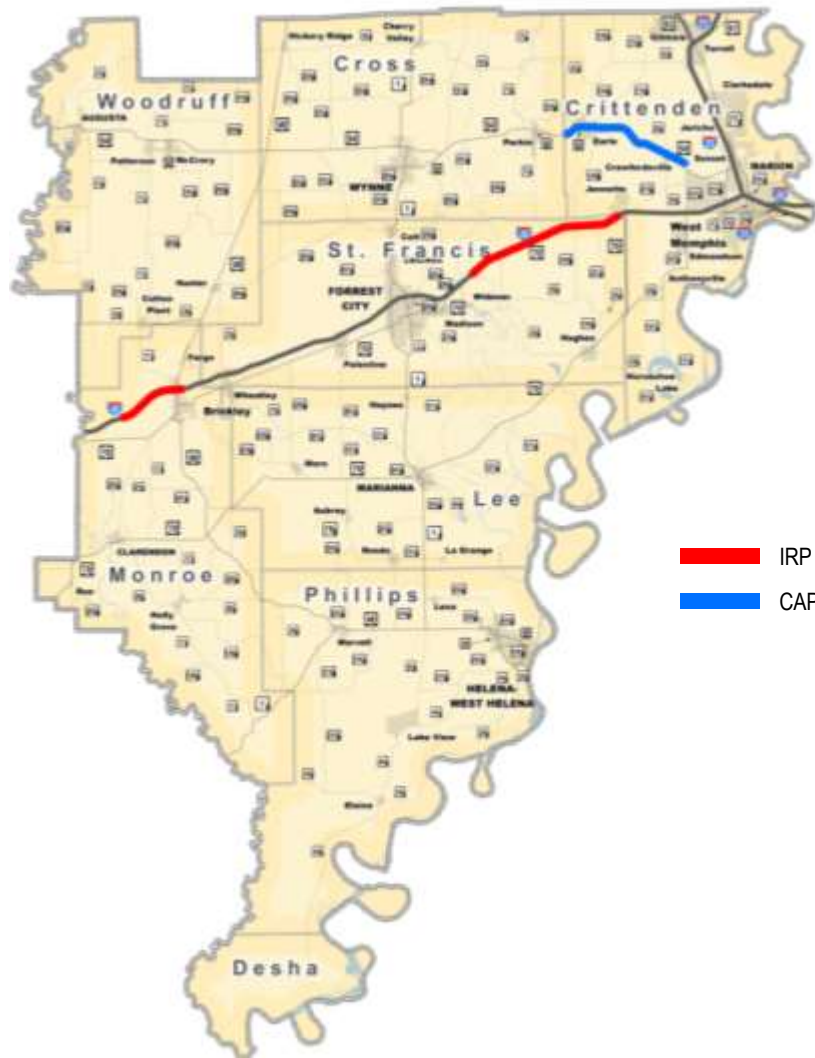
ESTIMATED ANNUAL NEEDS ANALYSIS

2016-2020

(x \$1 Million)

SYSTEM PRESERVATION	Total
Pavement Preservation	\$ 306
Capacity Improvements	\$ 288
TOTAL SYSTEM PRESERVATION ANNUAL NEEDS	\$ 594
ESTIMATED ANNUAL FUNDING AT COMMISSION DISCRETION	
	\$ 325
RECOMMENDED DISTRIBUTION OF AVAILABLE FUNDING	
SYSTEM PRESERVATION 80%	\$ 260
CAPITAL IMPROVEMENTS 20%	\$ 65

Draft 2016-2020 STIP



IRP
CAP

District

1

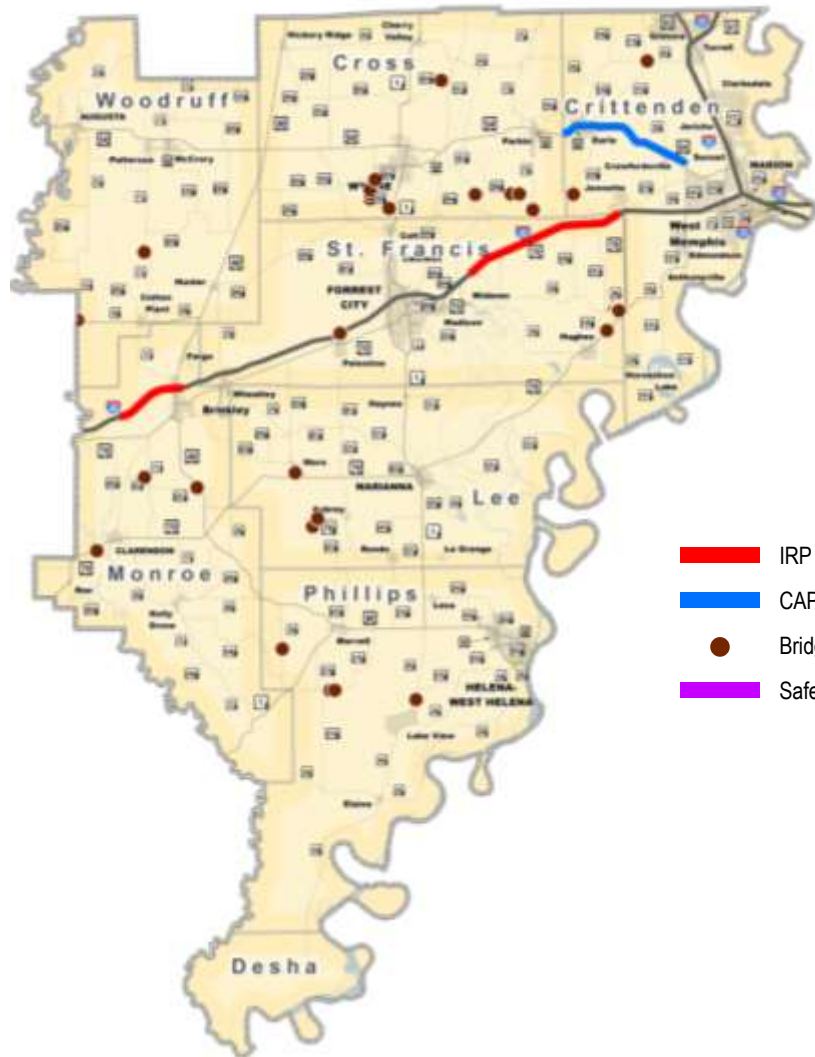
LEGEND


Job Type

- Bridge
- ◆ Interchange
- ⊕ Intersection
- ▬ Roadway
- ◆◆◆◆ New Location



Draft 2016-2020 STIP



-  IRP
-  CAP
-  Bridge Preservation
-  Safety

District

1

LEGEND

Job Type

-  Bridge
-  Interchange
-  Intersection
-  Roadway
-  New Location

2016-2020

Federal Fiscal Years



District 1

Statewide Transportation Improvement Program
Federal Fiscal Years 2016 - 2020

Summary of Projects

Program	Amount (x \$1 M)
Connecting Arkansas Program	\$ 47.0
Interstate Rehabilitation Program	\$ 29.9
Bridge Preservation	\$ 49.7
Safety Improvements	\$ 7.4
Pavement Preservation	\$ 80.1
Capacity Improvements	\$ -
Capital Improvements	\$ 22.6
TOTAL	\$ 236.7

RP

CAP

Bridge Preservation

Safety

Pavement Preservation

Capital Improvement

Capacity Improvement

District

1

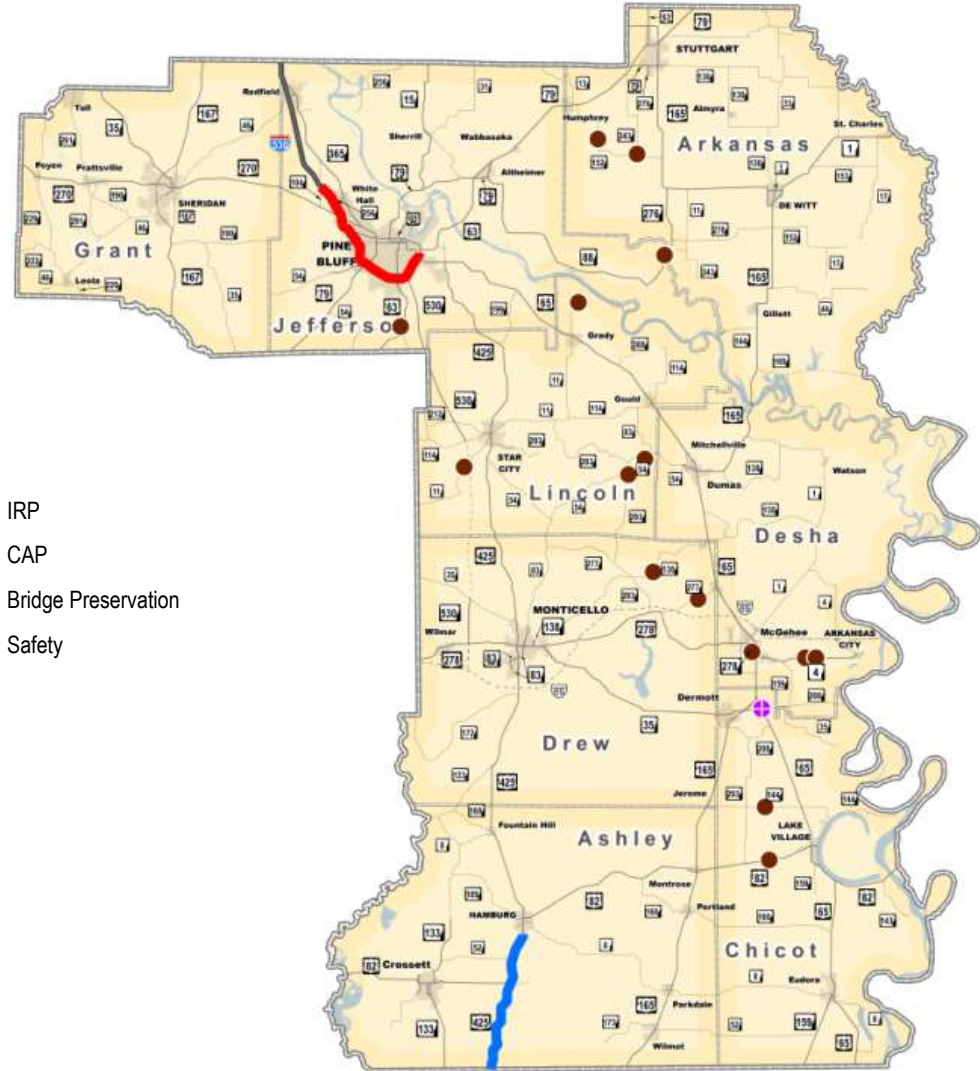
LEGEND

Job Type

-  Bridge
-  Interchange
-  Intersection
-  Roadway
-  New Location



- IRP
- CAP
- Bridge Preservation
- Safety



LEGEND
Job Type

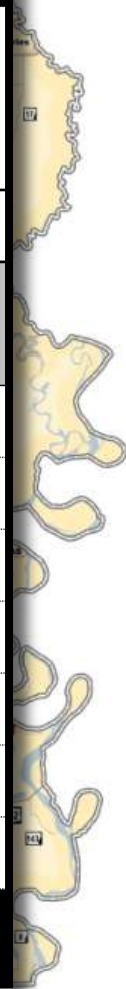
- Bridge
- ◆ Interchange
- ⊕ Intersection
- ▬ Roadway
- ◆◆◆◆ New Location





- █ IRP
- █ CAP
- Bridge Preservation
- █ Safety
- █ Pavement Preservation
- █ Capital Improvements
- █ Capacity Improvements

District 2	
Statewide Transportation Improvement Program Federal Fiscal Years 2016 - 2020	
Summary of Projects	
Program	Amount (x \$1 M)
Connecting Arkansas Program	\$ 62.6
Interstate Rehabilitation Program	\$ 53.0
Bridge Preservation	\$ 28.6
Safety Improvements	\$ 8.0
Pavement Preservation	\$ 137.8
Capacity Improvements	\$ 20.5
Capital Improvements	\$ 23.6
TOTAL	\$ 334.1

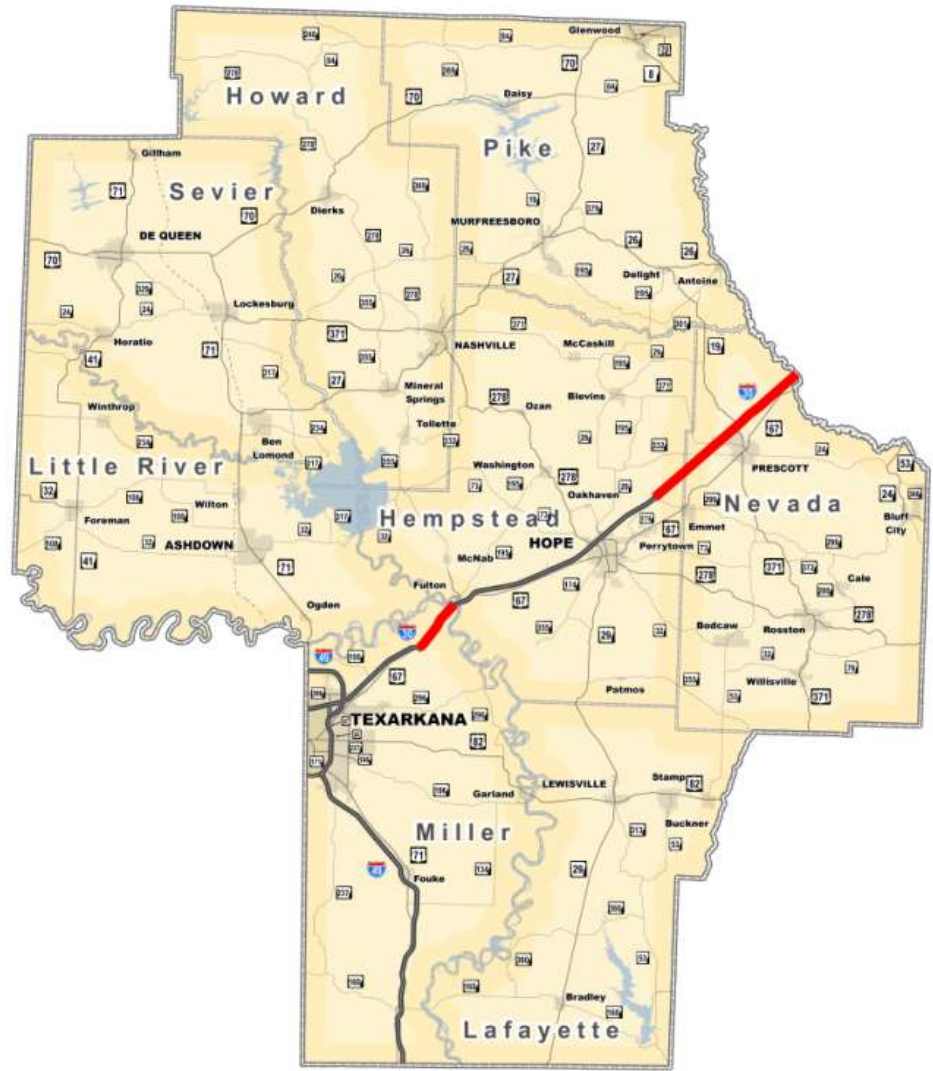


- LEGEND**
Job Type
- Bridge
 - ↓ Interchange
 - ⊕ Intersection
 - █ Roadway
 - ◆◆◆◆ New Location



Draft 2016-2020 STIP

District
3



 IRP
 CAP

- LEGEND**
Job Type
-  Bridge
 -  Interchange
 -  Intersection
 -  Roadway
 -  New Location

2016-2020
Federal Fiscal Years

DRAFT

STATEWIDE TRANSPORTATION
IMPROVEMENT PROGRAM
STIP

ARIZONA STATE UNIVERSITY AND TRANSPORTATION CENTER

-  IRP
-  CAP
-  Bridge Preservation
-  Safety



- LEGEND**
Job Type
-  Bridge
 -  Interchange
 -  Intersection
 -  Roadway
 -  New Location



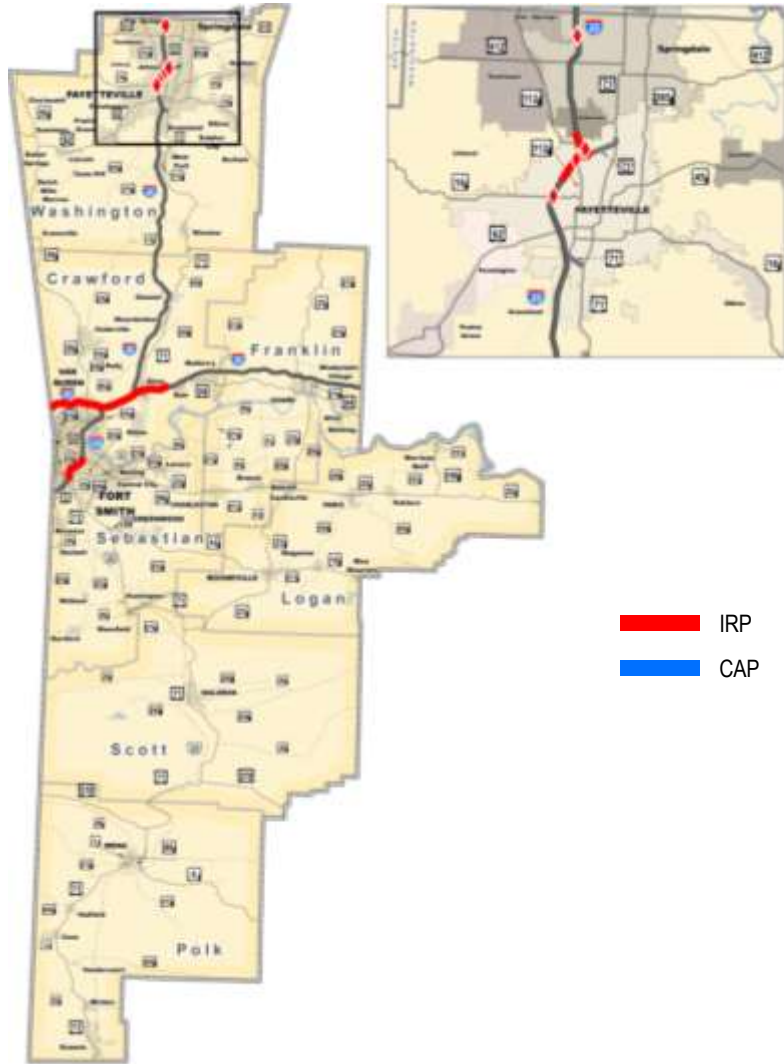
- █ IRP
- █ CAP
- Bridge Preservation
- █ Safety
- █ Pavement Preservation
- █ Capital Improvement
- █ Capacity Improvement

District 3	
Statewide Transportation Improvement Program Federal Fiscal Years 2016 - 2020	
Summary of Projects	
Program	Amount (x \$1 M)
Connecting Arkansas Program	\$ -
Interstate Rehabilitation Program	\$ 29.4
Bridge Preservation	\$ 46.5
Safety Improvements	\$ 8.2
Pavement Preservation	\$ 25.8
Capacity Improvements	\$ -
Capital Improvements	\$ 21.0
TOTAL	\$ 130.9

- LEGEND**
Job Type
- Bridge
 - ↓ Interchange
 - ⊕ Intersection
 - █ Roadway
 - ◆◆◆◆ New Location



Draft 2016-2020 STIP



District
4

- LEGEND**
Job Type
- Bridge
 - ◆ Interchange
 - ⊕ Intersection
 - ▬ Roadway
 - ◆◆◆◆ New Location

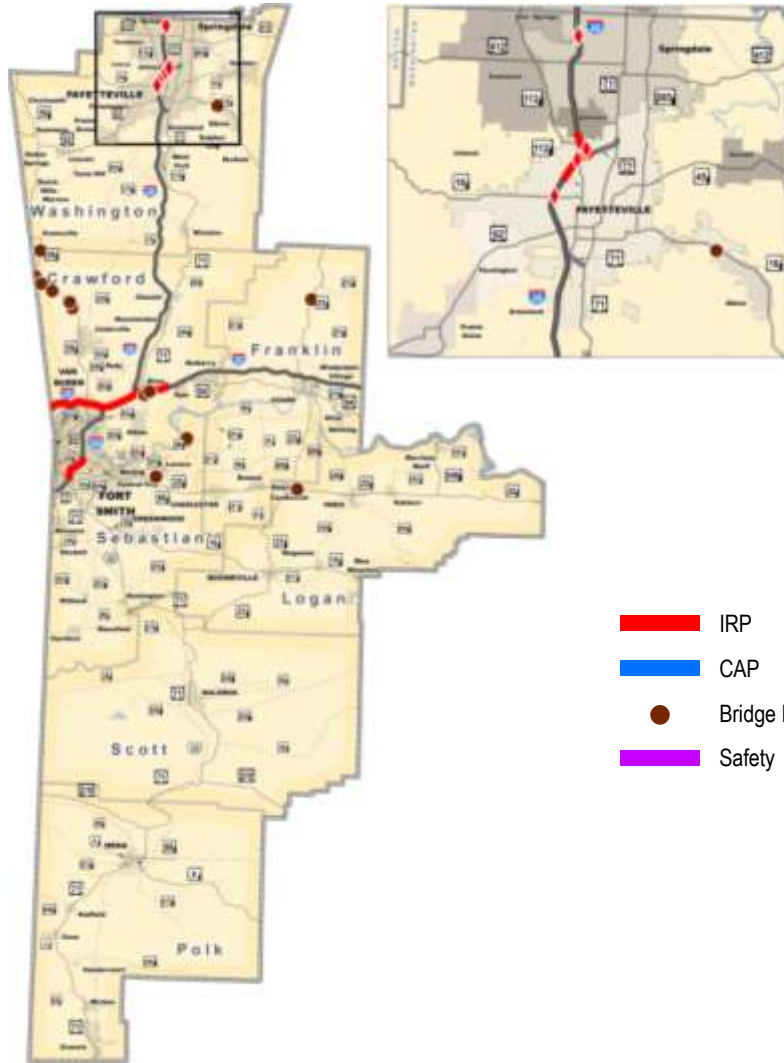
2016-2020
Federal Fiscal Years

DRAFT

STATEWIDE TRANSPORTATION
IMPROVEMENT PROGRAM
STIP

MISSOURI DEPARTMENT OF TRANSPORTATION

Draft 2016-2020 STIP



- IRP
- CAP
- Bridge Preservation
- Safety

District

4

LEGEND

- Job Type
- Bridge
 - Interchange
 - Intersection
 - Roadway
 - New Location



District 4

Statewide Transportation Improvement Program
Federal Fiscal Years 2016 - 2020

Summary of Projects

Program	Amount (x \$1 M)
Connecting Arkansas Program	\$ -
Interstate Rehabilitation Program	\$ 72.2
Bridge Preservation	\$ 32.0
Safety Improvements	\$ 7.4
Pavement Preservation	\$ 47.1
Capacity Improvements	\$ 54.4
Capital Improvements	\$ 20.1
TOTAL	\$ 233.2

District

4

LEGEND

Job Type

-  Bridge
-  Interchange
-  Intersection
-  Roadway
-  New Location

Bridge Preservation
Capacity
Pavement Preservation
Capital Improvement
Capacity Improvement

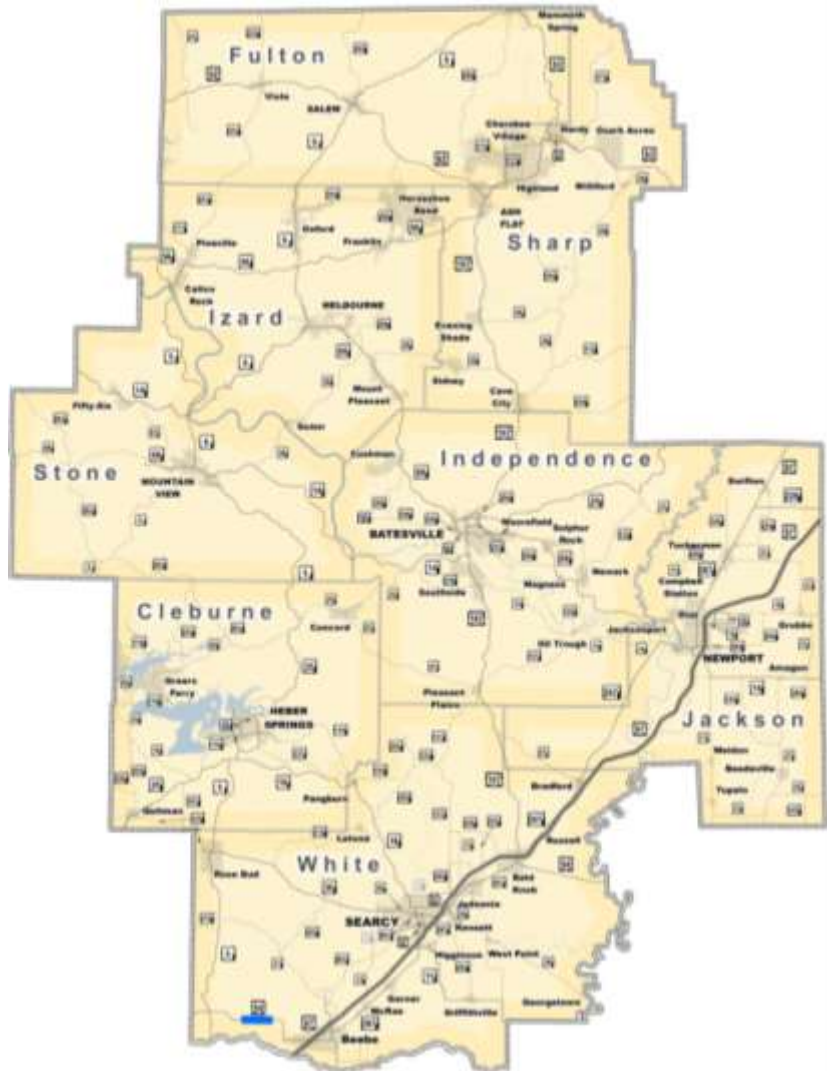


Draft 2016-2020 STIP

District

5

-  IRP
-  CAP



LEGEND

Job Type

-  Bridge
-  Interchange
-  Intersection
-  Roadway
-  New Location

2016-2020
Federal Fiscal Years

DRAFT

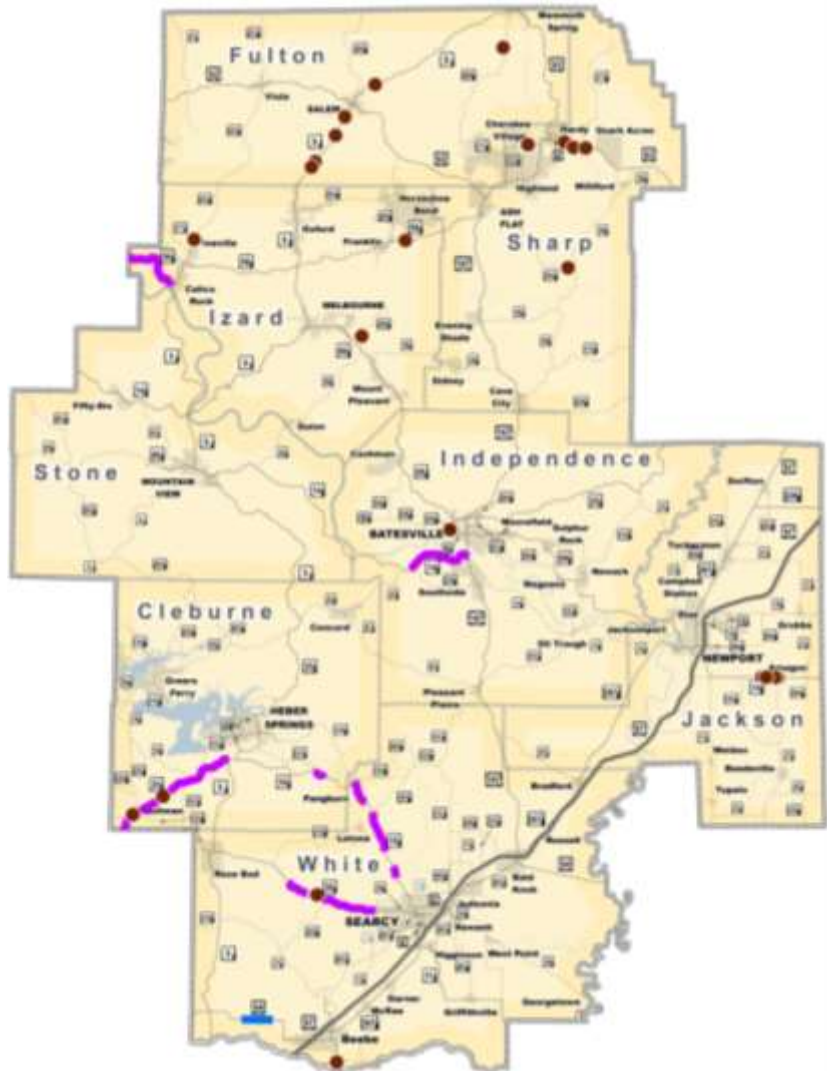
STATEWIDE TRANSPORTATION
IMPROVEMENT PROGRAM
STIP

MISSISSIPPI DEPARTMENT OF TRANSPORTATION

Draft 2016-2020 STIP

District 5

- IRP
- CAP
- Bridge Preservation
- Safety



- LEGEND**
Job Type
- Bridge
 - Interchange
 - Intersection
 - Roadway
 - New Location

2016-2020
Federal Fiscal Years

DRAFT

STATEWIDE TRANSPORTATION
IMPROVEMENT PROGRAM
STIP

MISSISSIPPI DEPARTMENT OF TRANSPORTATION

District 5

Statewide Transportation Improvement Program
Federal Fiscal Years 2016 - 2020

Summary of Projects

Program	Amount (x \$1 M)
Connecting Arkansas Program	\$ 8.6
Interstate Rehabilitation Program	\$ -
Bridge Preservation	\$ 47.8
Safety Improvements	\$ 51.1
Pavement Preservation	\$ 122.6
Capacity Improvements	\$ 32.3
Capital Improvements	\$ 12.5

TOTAL \$ 274.9

- █ IRP
- █ CAP
- Bridge Preservation
- █ Safety
- █ Pavement Preservation
- █ Capital Improvement
- █ Capacity Improvement

LEGEND
Job Type

- Bridge
- ↓ Interchange
- ⊕ Intersection
- ▬ Roadway
- ◆◆◆◆ New Location

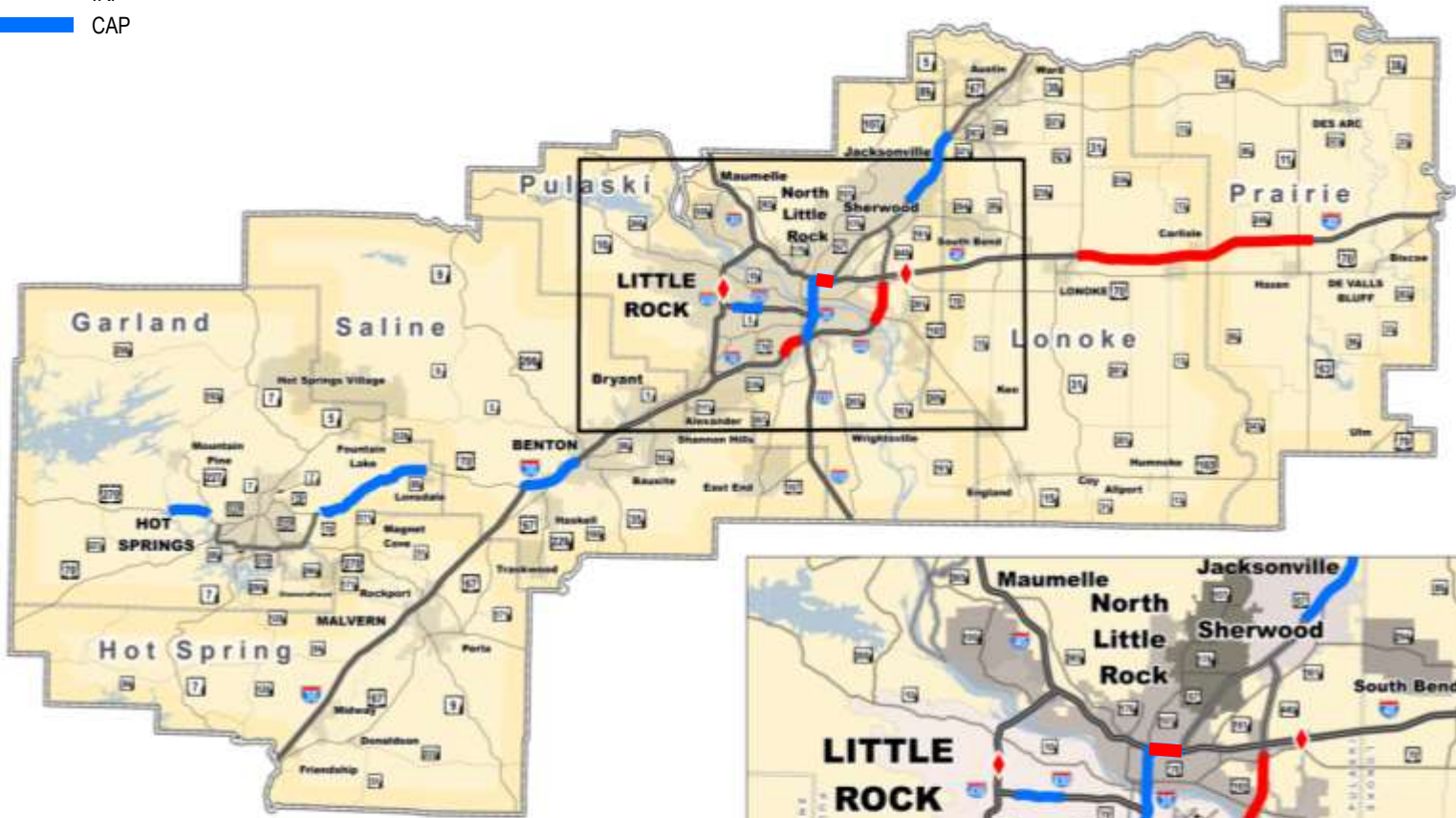


Draft 2016-2020 STIP

IRP
CAP

District

6



LEGEND

Job Type

- Bridge
- ◆ Interchange
- ⊕ Intersection
- ▬ Roadway
- ◆◆◆◆ New Location

2016-2020

Federal Fiscal Years

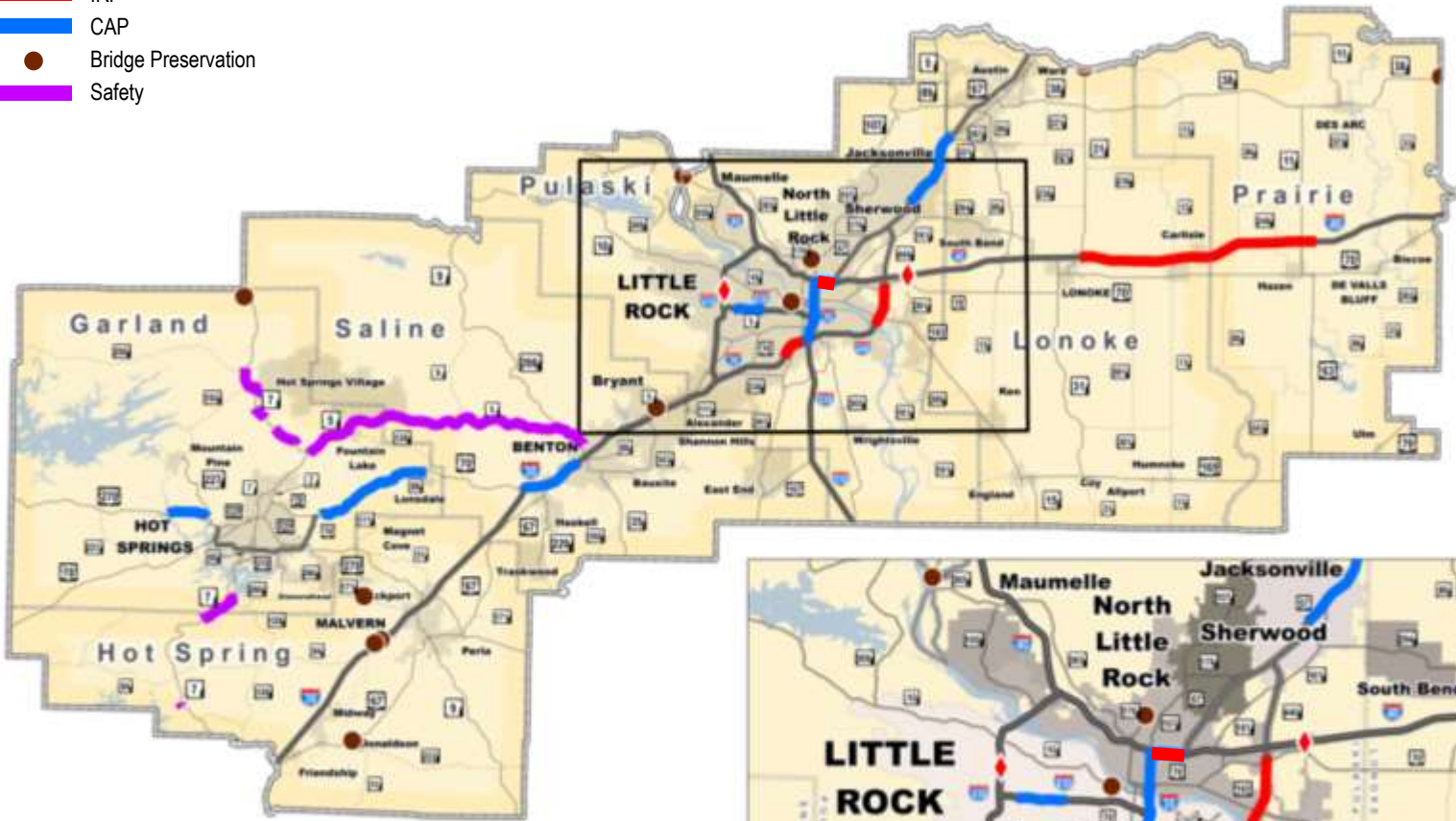


Draft 2016-2020 STIP

- IRP
- CAP
- Bridge Preservation
- Safety

District

6



- LEGEND**
Job Type
- Bridge
 - ◆ Interchange
 - ⊕ Intersection
 - ▬ Roadway
 - ◆◆◆◆ New Location

2016-2020
Federal Fiscal Years

DRAFT

STATEWIDE TRANSPORTATION
IMPROVEMENT PROGRAM
STIP

ARIZONA STATE UNIVERSITY AND ARIZONA HIGHWAYS DEPARTMENT

- █ IRP
- █ CAP
- Bridge Preservation
- █ Safety
- █ Pavement Preservation
- █ Capital Improvement
- █ Capacity Improvement



District 6

Statewide Transportation Improvement Program
Federal Fiscal Years 2016 - 2020

Summary of Projects

Program	Amount (x \$1 M)
Connecting Arkansas Program	\$ 672.9
Interstate Rehabilitation Program	\$ 87.6
Bridge Preservation	\$ 118.4
Safety Improvements	\$ 44.2
Pavement Preservation	\$ 48.2
Capacity Improvements	\$ 175.8
Capital Improvements	\$ 46.6

TOTAL \$ 1,193.7



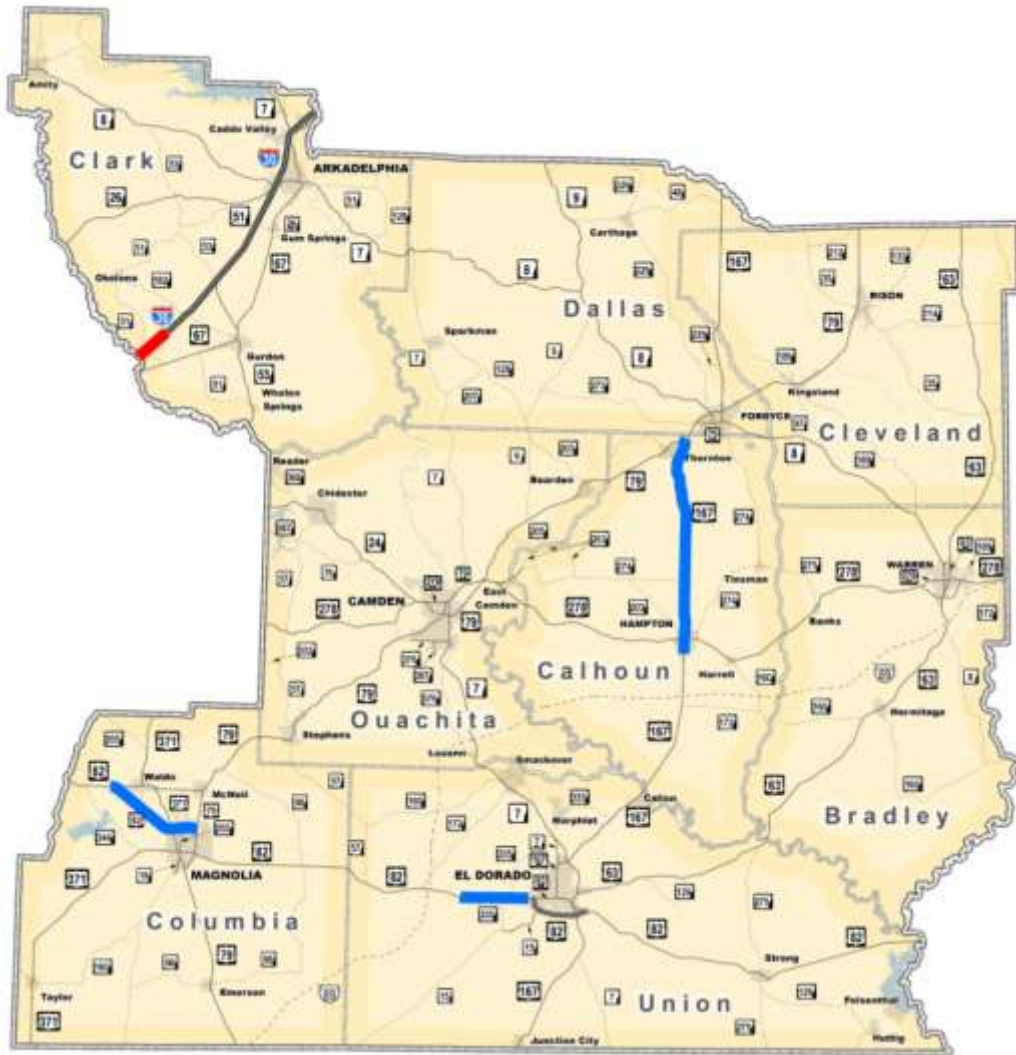
District 6

- LEGEND**
Job Type
- Bridge
 - ◆ Interchange
 - ⊕ Intersection
 - █ Roadway
 - ◆◆◆◆ New Location



Draft 2016-2020 STIP

- IRP
- CAP



District
7

- LEGEND**
Job Type
- Bridge
 - ◆ Interchange
 - ⊕ Intersection
 - ▬ Roadway
 - ◆◆◆◆ New Location

2016-2020
Federal Fiscal Years

DRAFT

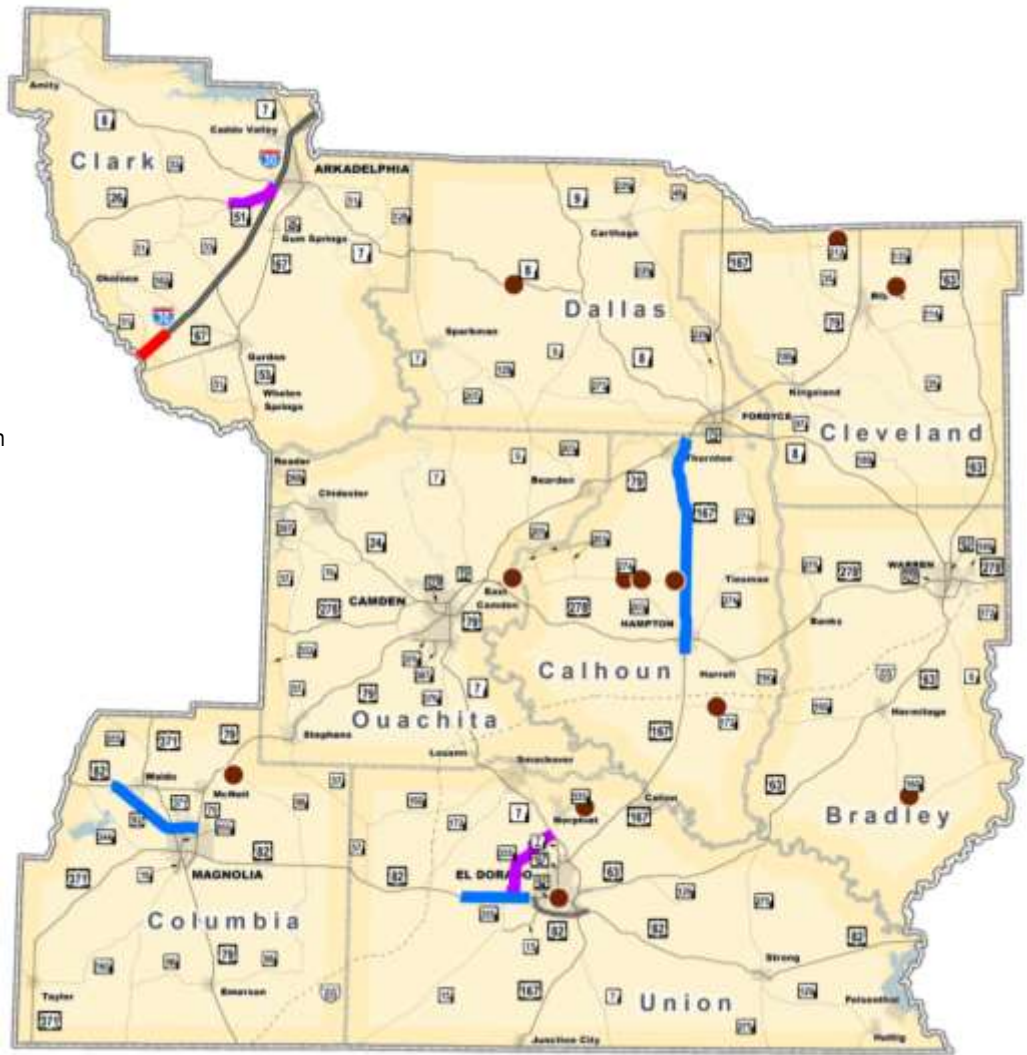
STATEWIDE TRANSPORTATION
IMPROVEMENT PROGRAM
STIP

ARKANSAS DEPARTMENT OF TRANSPORTATION

Draft 2016-2020 STIP

District 7

- IRP
- CAP
- Bridge Preservation
- Safety



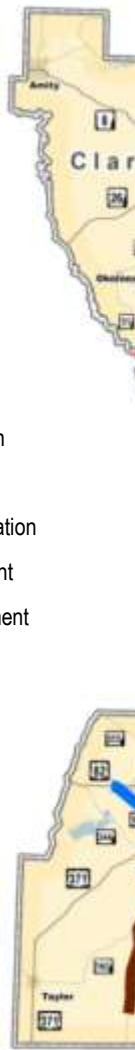
- LEGEND**
Job Type
- Bridge
 - Interchange
 - Intersection
 - Roadway
 - New Location








2016-2020
Federal Fiscal Years

DRAFT

STATEWIDE TRANSPORTATION
IMPROVEMENT PROGRAM
STIP

ARKANSAS DEPARTMENT OF TRANSPORTATION



-  IRP
-  CAP
-  Bridge Preservation
-  Safety
-  Pavement Preservation
-  Capital Improvement
-  Capacity Improvement

District 7

Statewide Transportation Improvement Program
Federal Fiscal Years 2016 - 2020

Summary of Projects

Program	Amount (x \$1 M)
Connecting Arkansas Program	\$ 145.2
Interstate Rehabilitation Program	\$ 0.3
Bridge Preservation	\$ 27.8
Safety Improvements	\$ 19.4
Pavement Preservation	\$ 42.0
Capacity Improvements	\$ 7.0
Capital Improvements	\$ 51.0
TOTAL	\$ 292.6



District

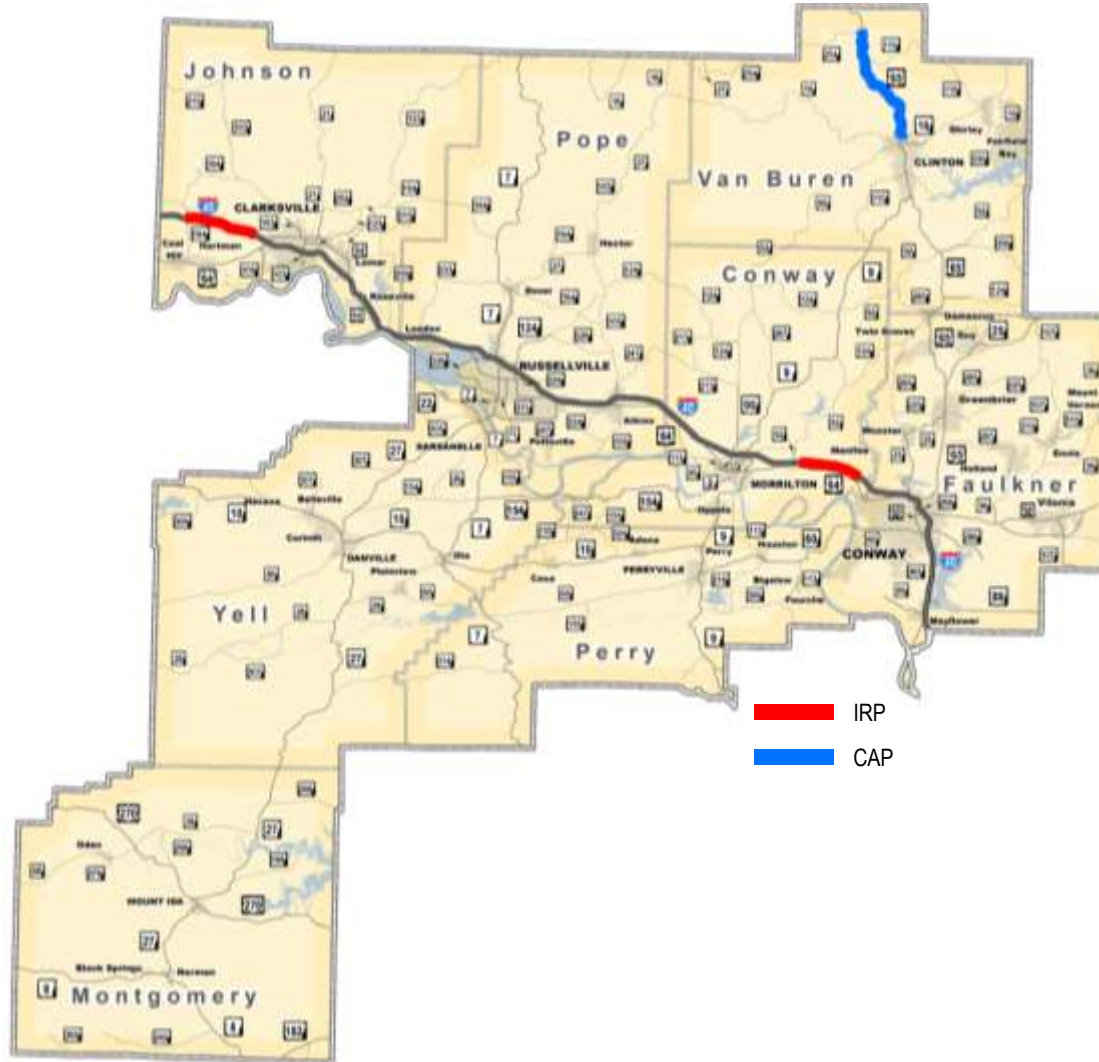
7

LEGEND

Job Type

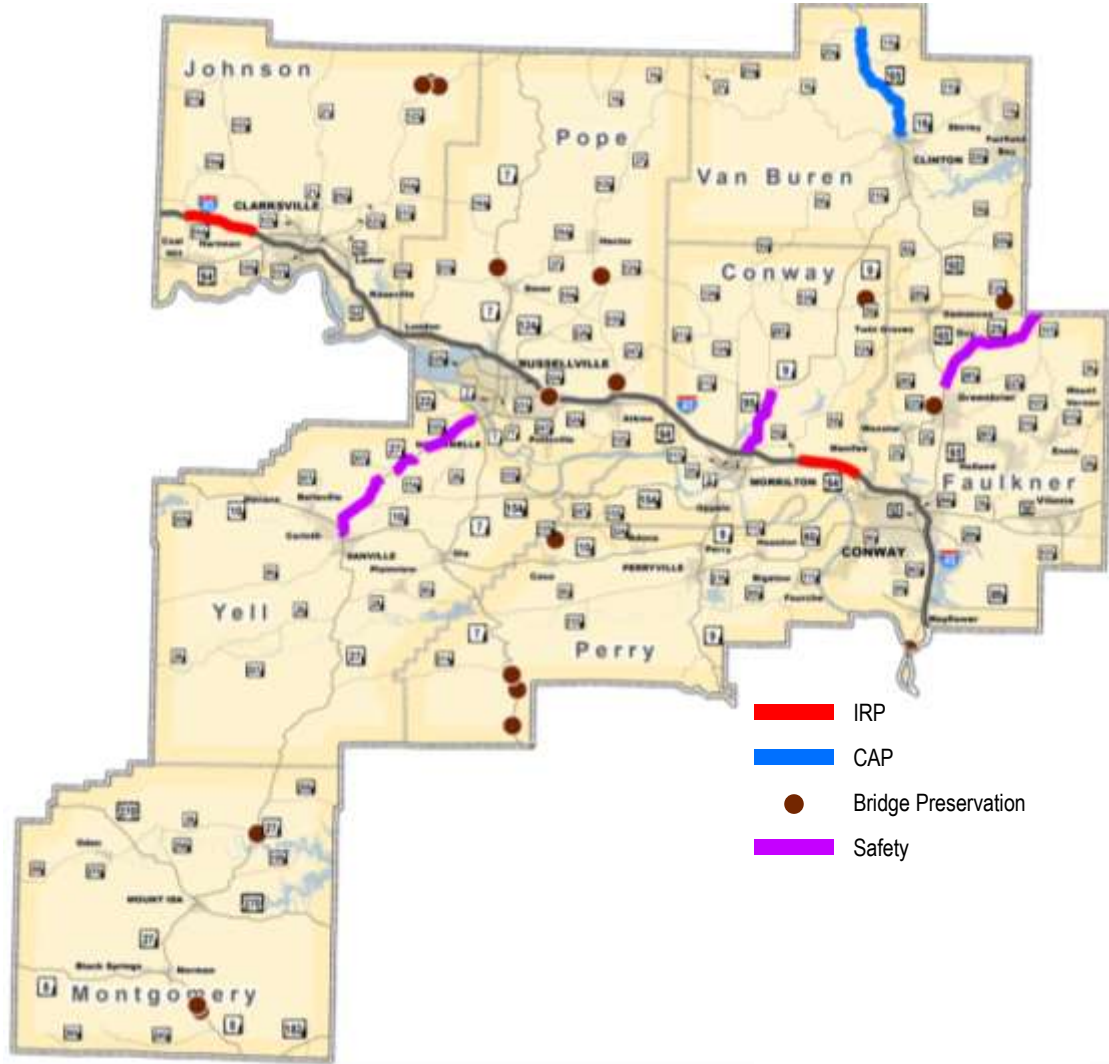
-  Bridge
-  Interchange
-  Intersection
-  Roadway
-  New Location





IRP
CAP

- LEGEND**
Job Type
- Bridge
 - ◆ Interchange
 - ⊕ Intersection
 - ▬ Roadway
 - ◆◆◆◆ New Location



- IRP
- CAP
- Bridge Preservation
- Safety

LEGEND

Job Type

- Bridge
- Interchange
- Intersection
- Roadway
- New Location



District 8	
Statewide Transportation Improvement Program Federal Fiscal Years 2016 - 2020	
Summary of Projects	
Program	Amount (x \$1 M)
Connecting Arkansas Program	\$ 57.5
Interstate Rehabilitation Program	\$ 1.1
Bridge Preservation	\$ 29.5
Safety Improvements	\$ 27.8
Pavement Preservation	\$ 41.4
Capacity Improvements	\$ 7.8
Capital Improvements	\$ 37.6
TOTAL	\$ 202.7



LEGEND
Job Type

- Bridge
- ◆ Interchange
- ⊕ Intersection
- ▬ Roadway
- ◆◆◆◆ New Location

reservation

nt Preservation

Improvement

Improvement



Draft 2016-2020 STIP



IRP
CAP

LEGEND
Job Type

- Bridge
- ◆ Interchange
- ⊕ Intersection
- ▬ Roadway
- ◆◆◆◆ New Location

2016-2020
Federal Fiscal Years

DRAFT

STATEWIDE TRANSPORTATION
IMPROVEMENT PROGRAM
STIP

MISSOURI DEPARTMENT OF TRANSPORTATION

Draft 2016-2020 STIP

District

9



- IRP
- CAP
- Bridge Preservation
- Safety

LEGEND

Job Type

- Bridge
- Interchange
- Intersection
- Roadway
- New Location





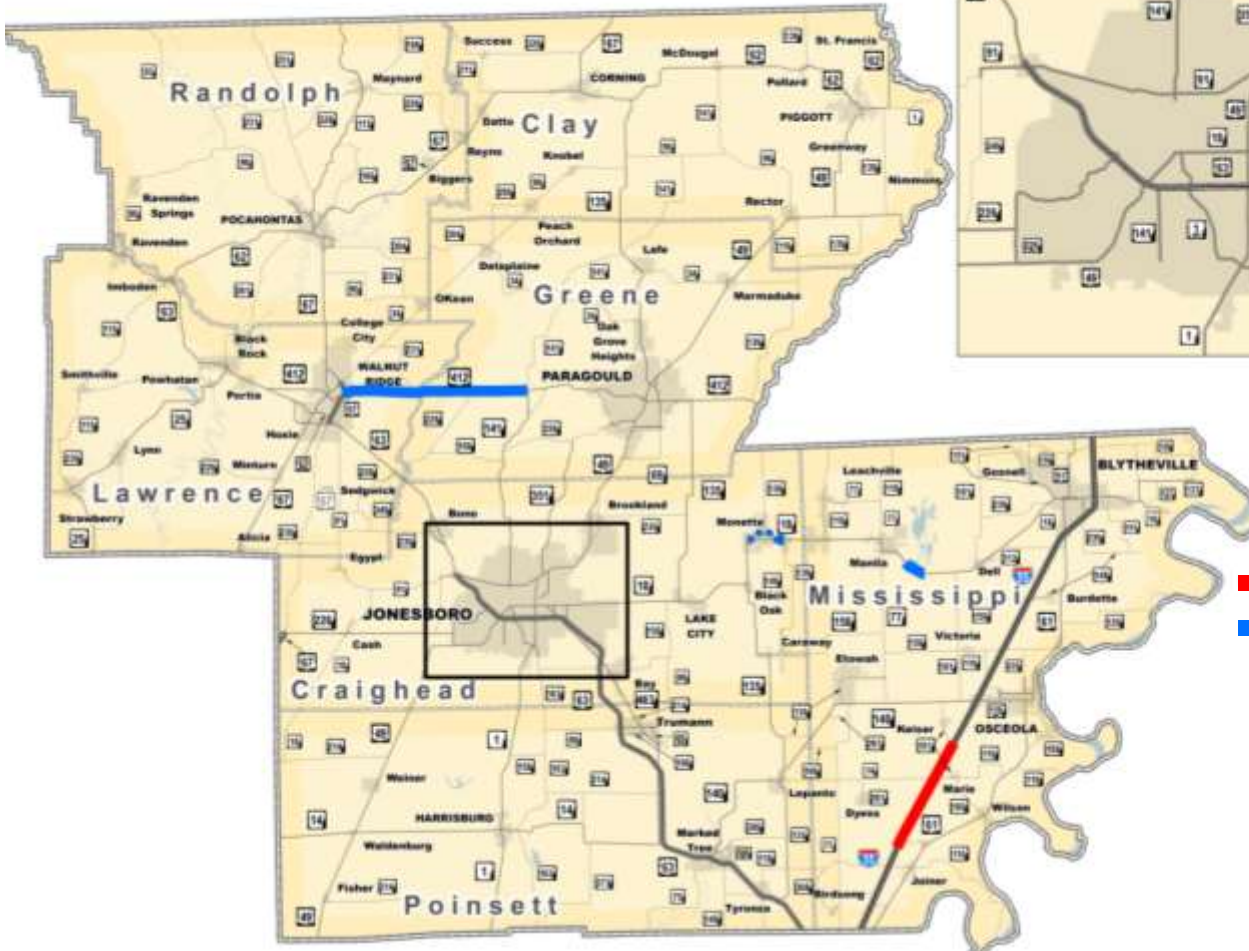
District 9	
Statewide Transportation Improvement Program Federal Fiscal Years 2016 - 2020	
Summary of Projects	
Program	Amount (x \$1 M)
Connecting Arkansas Program	\$ 171.4
Interstate Rehabilitation Program	\$ 31.7
Bridge Preservation	\$ 39.9
Safety Improvements	\$ 46.3
Pavement Preservation	\$ 23.2
Capacity Improvements	\$ 48.2
Capital Improvements	\$ 44.9
TOTAL	\$ 405.6



Preservation
Improvement
Improvement



Draft 2016-2020 STIP



District
10

IRP
CAP

- LEGEND**
Job Type
- Bridge
 - ◆ Interchange
 - ⊕ Intersection
 - ▬ Roadway
 - ◆◆◆◆ New Location

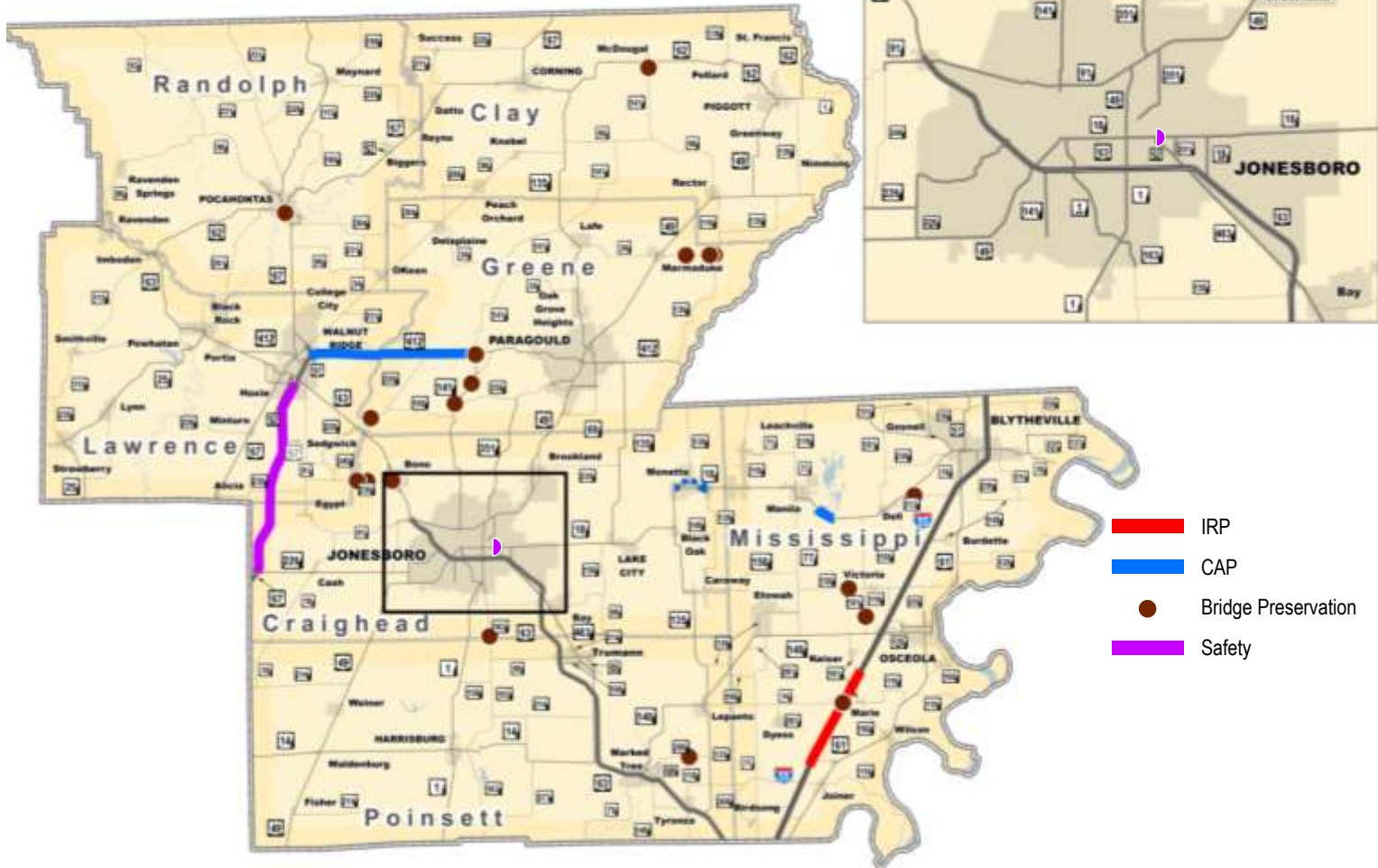
2016-2020
Federal Fiscal Years

DRAFT

STATEWIDE TRANSPORTATION
IMPROVEMENT PROGRAM
STIP

MISSISSIPPI DEPARTMENT OF TRANSPORTATION

Draft 2016-2020 STIP



District
10

- IRP
- CAP
- Bridge Preservation
- Safety

LEGEND
Job Type

- Bridge
- ◆ Interchange
- ⊕ Intersection
- ▬ Roadway
- ◆◆◆◆ New Location





District 10

Statewide Transportation Improvement Program
Federal Fiscal Years 2016 - 2020

Summary of Projects

Program	Amount (x \$1 M)
Connecting Arkansas Program	\$ 107.9
Interstate Rehabilitation Program	\$ 8.7
Bridge Preservation	\$ 35.4
Safety Improvements	\$ 14.9
Pavement Preservation	\$ 105.3
Capacity Improvements	\$ 74.9
Capital Improvements	\$ 45.1
TOTAL	\$ 392.2



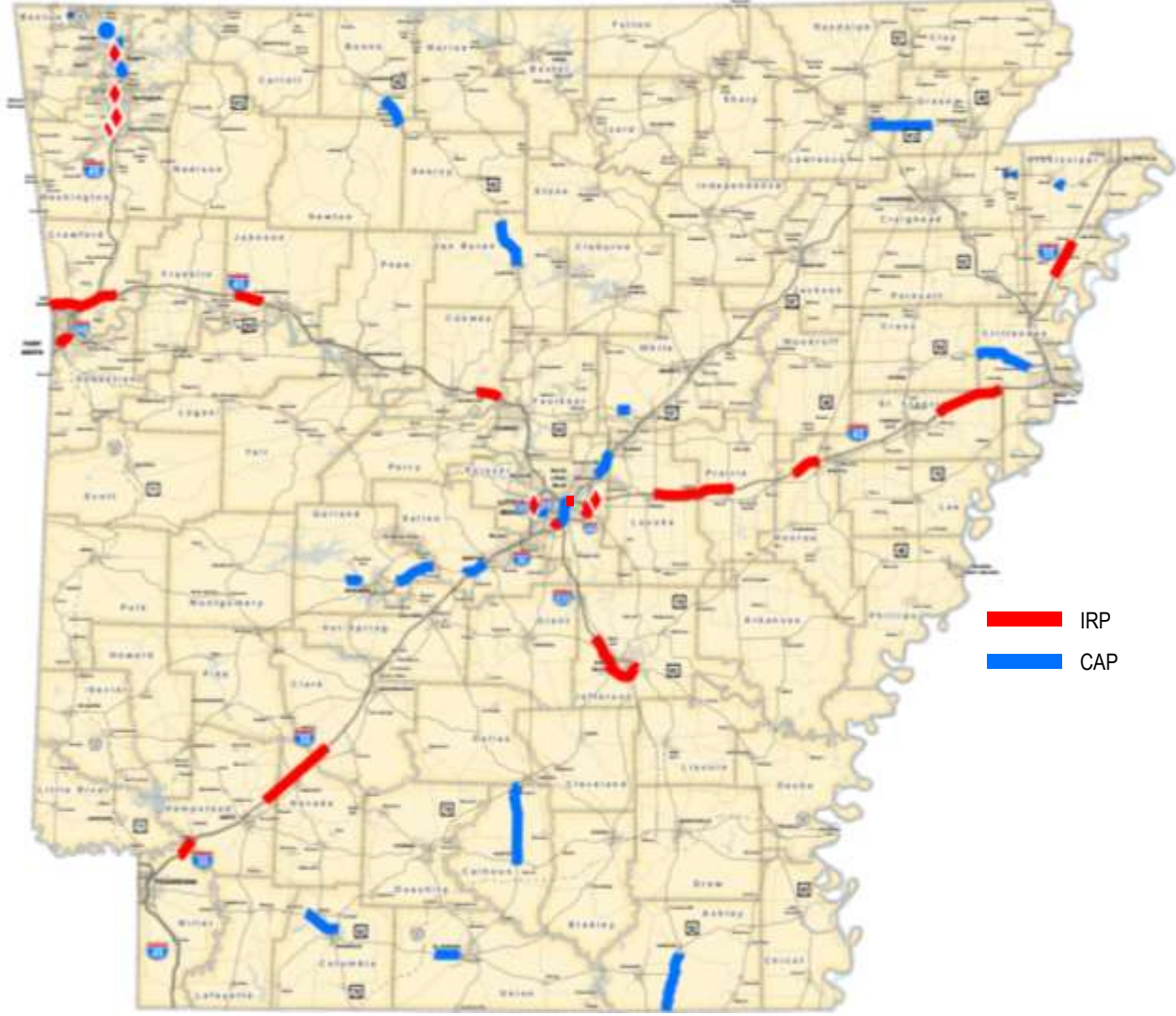
District 10

- █ IRP
- █ CAP
- Bridge Preservation
- █ Safety
- █ Pavement Preservation
- █ Capital Improvement
- █ Capacity Improvement

- LEGEND**
Job Type
- Bridge
 - ◆ Interchange
 - ⊕ Intersection
 - ▬ Roadway
 - ◆◆◆◆ New Location



Draft 2016-2020 STIP



IRP
CAP

LEGEND

Job Type

- Bridge
- ◆ Interchange
- ⊕ Intersection
- ▬ Roadway
- ◆◆◆◆ New Location

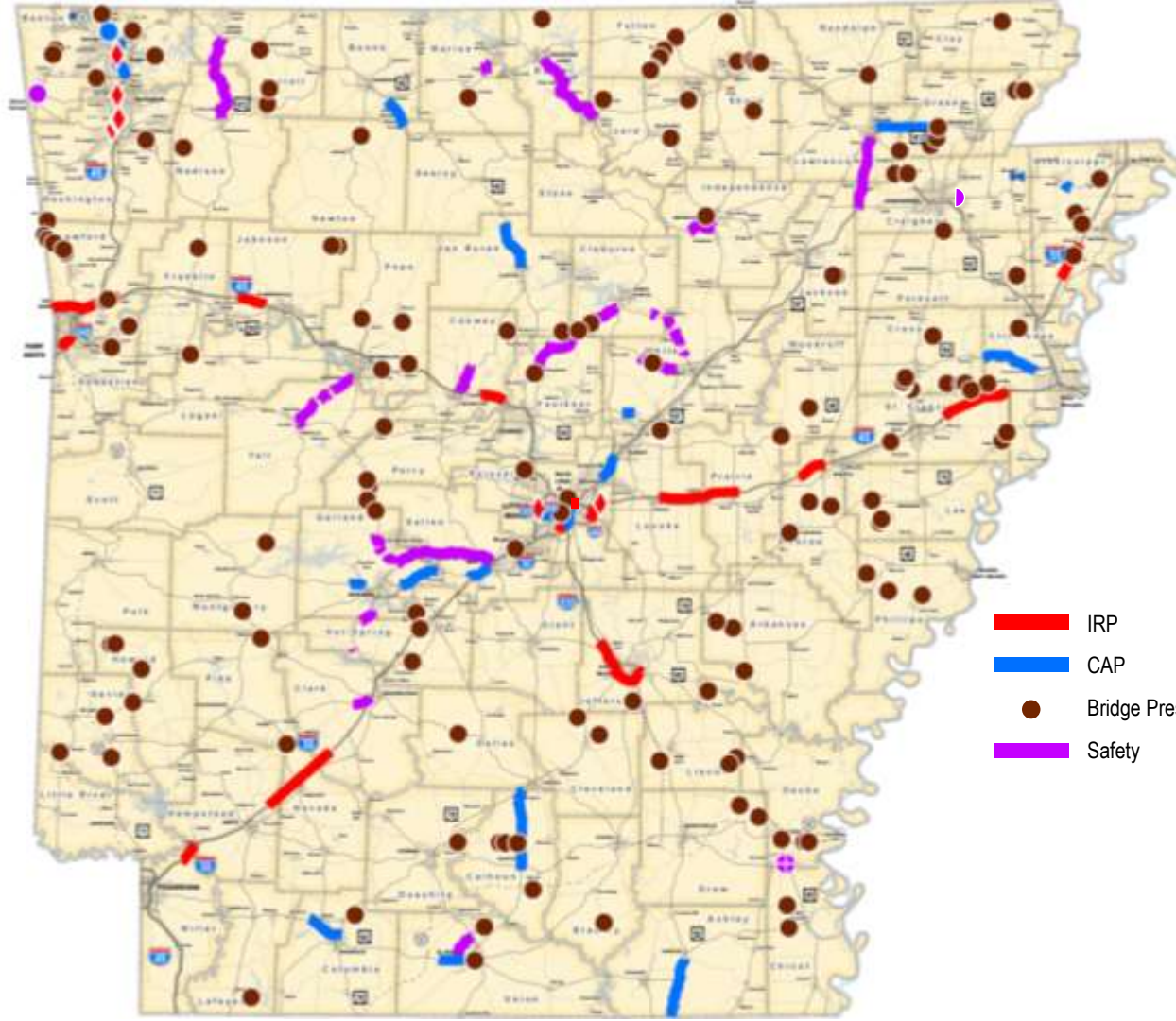
2016-2020
Federal Fiscal Years

DRAFT

STATEWIDE TRANSPORTATION
IMPROVEMENT PROGRAM
STIP

MISSISSIPPI DEPARTMENT OF TRANSPORTATION
STATE OF MISSISSIPPI

Draft 2016-2020 STIP



- IRP
- CAP
- Bridge Preservation
- Safety

LEGEND

Job Type

- Bridge
- Interchange
- Intersection
- Roadway
- New Location

2016-2020
Federal Fiscal Years

DRAFT

STATEWIDE TRANSPORTATION
IMPROVEMENT PROGRAM
STIP

MISSOURI DEPARTMENT OF TRANSPORTATION

Draft 2016-2020 STIP



Statewide Summary of Projects

Statewide Transportation Improvement Program Federal Fiscal Years 2016 - 2020

Program	GRAND TOTAL (x \$1 M)
Connecting Arkansas Program	\$ 1,273.1
Interstate Rehabilitation Program	\$ 313.8
Sub-Total	\$ 1,586.9
Bridge Preservation	\$ 455.6
Safety	\$ 234.7
Sub-Total	\$ 690.3
Commission Discretion Funding	GRAND TOTAL (x \$1 M)
Pavement Preservation	\$ 776.4
Capacity Improvements	\$ 523.8
Sub-Total System Preservation	\$ 1,300.2
Capital Improvements	\$ 325.0
Sub-Total Commission Discretion	\$ 1,625.2
GRAND TOTAL	\$ 3,902.4
	% Commission Discretion
	80%
	20%
GRAND TOTAL	\$ 3,644.7
	% APHN
	93%



- █ IRP
- █ CAP
- Bridge Preservation
- █ Safety
- █ Pavement Preservation
- █ Capital Improvement
- █ Capacity Improvement

LEGEND
Job Type

- Bridge
- ◆ Interchange
- ⊕ Intersection
- ▬ Roadway
- ◆◆◆◆ New Location

2016-2020
Federal Fiscal Years

DRAFT

STATEWIDE TRANSPORTATION
IMPROVEMENT PROGRAM
STIP

ARKANSAS DEPARTMENT OF TRANSPORTATION

The seal of the Arkansas State Highway Commission is a circular emblem. The outer ring contains the text "ARKANSAS STATE HIGHWAY COMMISSION". The inner circle features the state seal of Arkansas, which includes a central figure holding a scale and a sword, surrounded by stars and the motto "REGNAT POPULUS".

Agenda Item 11

Upcoming Events

Upcoming Events

December 3

AR Municipal League Fall Conference | Commissioner Trammel
10:30 a.m. | Springdale, Ark

December 7

I-69 Coalition Meeting | Director Bennett & Commissioner Moore
1:30 p.m. | El Dorado, Ark.

December 16

Highway Police Graduation | Director Bennett
1:00 p.m. | AHTD Central Office Auditorium

Service Awards

District	Date/Time	Location
District 5	Dec 3 / 10:00 a.m.	Batesville
District 9	Dec 4 / 11:00 a.m.	Harrison
District 1	Dec 8 / 10:30 a.m.	Wynne
District 3	Dec 9 / 11:00 a.m.	Hope
Central Office	Dec 10 / 10:00 a.m.	Little Rock
District 6	Dec 10 / 12:00 p.m.	Little Rock
District 4	Dec 11 / 11:00 a.m.	Fort Smith
District 10	Dec 15 / 10:30 a.m.	Paragould
District 7	Dec 17 / 10:30 a.m.	Camden
District 2	Dec 18 / 11:00 a.m.	Pine Bluff
District 8	Dec 22 / 11:00 a.m.	Russellville

Upcoming Events

January 5

AAPA Quality Asphalt Conference | Director Bennett


1:00 p.m. | Little Rock, Ark

January 11-14

Transportation Research Board | Director Bennett

1:30 p.m. | Washington, D.C.

Arkansas State Highway Commission Meeting

The seal of the Arkansas State Highway Commission is centered in the background. It is a circular emblem with the text "SEAL OF THE ARKANSAS STATE HIGHWAY COMMISSION" around the perimeter. The central part of the seal features a shield with a landscape scene, flanked by two eagles. Above the shield is a banner with the word "JUSTICE".

Wednesday, December 2, 2015