

**Dick Trammel**

**Chairman, Arkansas Highway Commission**



**Chad Adams**

**District 4 Engineer**

**Senior Democrats of Northwest  
Arkansas**

**Tuesday, June 21, 2016**

# Legislation





# Governor's Working Group on Highway Funding

January 19, 2016  
Press Conference





# 2016 Special Session





# Act 1 - Arkansas Highway Improvement Plan of 2016

	FY17	FY18	FY19	FY20	FY21
	(x \$1 M)				
<b>2016 Special Session</b>					
Transfer Funds from the FY15 Unobligated Surplus	20.0				
Provide Governor's Rainy Day Funds	40.0				
Special Revenue from Sales Tax on New and Used Vehicles	1.5	8.0	15.0	20.0	25.0
Securities Reserve Fund	1.5	20.0	20.0	20.0	20.0
Redirect the \$4 Million of the Diesel Tax that goes to General Revenue to Highways (70/30 split)		2.7	2.7	2.7	2.7
Eliminate the State Central Services Deduction from 1/2 Cent Sales Tax (70/30 split)	5.4	5.4	5.4	5.4	5.4
<b>Sub-Totals 2016 Special Session</b>	46.9	28.1	28.1	28.1	28.1
<b>Potential in Future Years</b>					
Allocate up to 25% of Future GIF to Highways (Estimate Based on 10 Year Average)		48.0	48.0	48.0	48.0
<b>Totals 2016 Special Session and Potential in Future Years</b>	46.9	76.1	76.1	76.1	76.1



# Act 1 - Arkansas Highway Improvement Plan of 2016



- Rule Review
- Reporting
- Structured Communication



# Fixing America's Surface Transportation (FAST) Act

- Authorizes 5 Years of Funding
  - Federal Fiscal Years (FFYs) 2016-2020
- \$225.2 Billion for Highway Investment
- \$250 Million Increase for Arkansas over 5 Years
  - \$250 Million Increase from FFY 2015



**STATE FISCAL YEARS 2016-2020**  
**ESTIMATED STATE HIGHWAY REVENUE ANALYSIS**  
 x \$1,000,000

	2016	2017	2018	2019	2020	AVG
<b>Sources and Revenues:</b>						
Motor Fuels and Registration Fees	\$ 356.4	\$ 358.2	\$ 360.0	\$ 361.8	\$ 363.6	
4¢ Diesel Tax - Committed to the Interstate Rehab. Program (IRP)	\$ 16.5	\$ 16.5	\$ 16.5	\$ 16.5	\$ 16.5	
Natural Gas Severance Tax	\$ 29.0	\$ 29.7	\$ 30.4	\$ 31.2	\$ 32.0	
<b>TOTAL</b>	<b>\$ 401.9</b>	<b>\$ 404.4</b>	<b>\$ 406.9</b>	<b>\$ 409.5</b>	<b>\$ 412.1</b>	<b>\$ 407.0</b>
<b>Less Fixed Expenditures:</b>						
Maintenance	\$ 221.8	\$ 222.9	\$ 224.0	\$ 225.1	\$ 226.3	
Administration	\$ 21.8	\$ 21.9	\$ 22.0	\$ 22.1	\$ 22.2	
Operations	\$ 26.2	\$ 26.4	\$ 26.5	\$ 26.6	\$ 26.8	
Budgeted Construction w/o Right of Way	\$ 44.9	\$ 45.1	\$ 45.4	\$ 45.6	\$ 45.8	
IRP Debt Service	\$ 16.5	\$ 16.5	\$ 16.5	\$ 16.5	\$ 16.5	
<b>TOTAL</b>	<b>\$ 331.3</b>	<b>\$ 332.8</b>	<b>\$ 334.4</b>	<b>\$ 336.0</b>	<b>\$ 337.6</b>	<b>\$ 334.5</b>
<b>Total State Highway Funds Available for Highway Construction Program</b>	<b>\$ 70.6</b>	<b>\$ 71.6</b>	<b>\$ 72.5</b>	<b>\$ 73.5</b>	<b>\$ 74.5</b>	<b>\$ 72.5</b>
<b>Less Required State Highway Matching Funds for Federal Highway Funds</b>	<b>\$ 116.7</b>	<b>\$ 119.4</b>	<b>\$ 121.9</b>	<b>\$ 124.8</b>	<b>\$ 127.8</b>	<b>\$ 122.1</b>
<b>Shortfall in State Highway Matching Funds Needed for Federal Highway Funds</b>	<b>(\$ 46.1)</b>	<b>(\$ 47.8)</b>	<b>(\$ 49.4)</b>	<b>(\$ 51.3)</b>	<b>(\$ 53.3)</b>	<b>(\$49.6)</b>

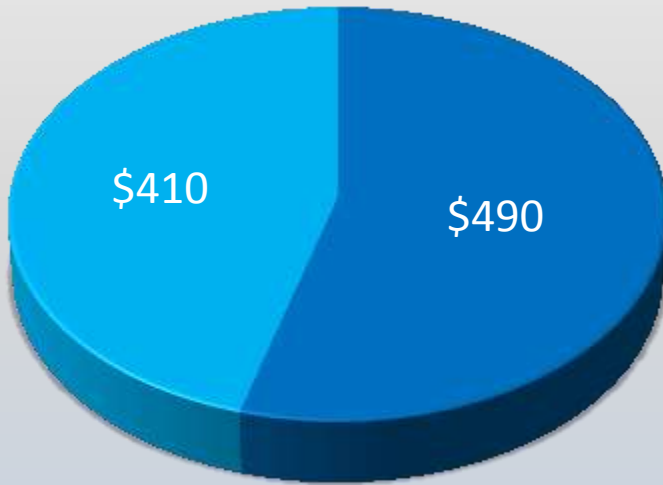




# Funding

Prior to the FAST Act

After the FAST Act  
and Special Session



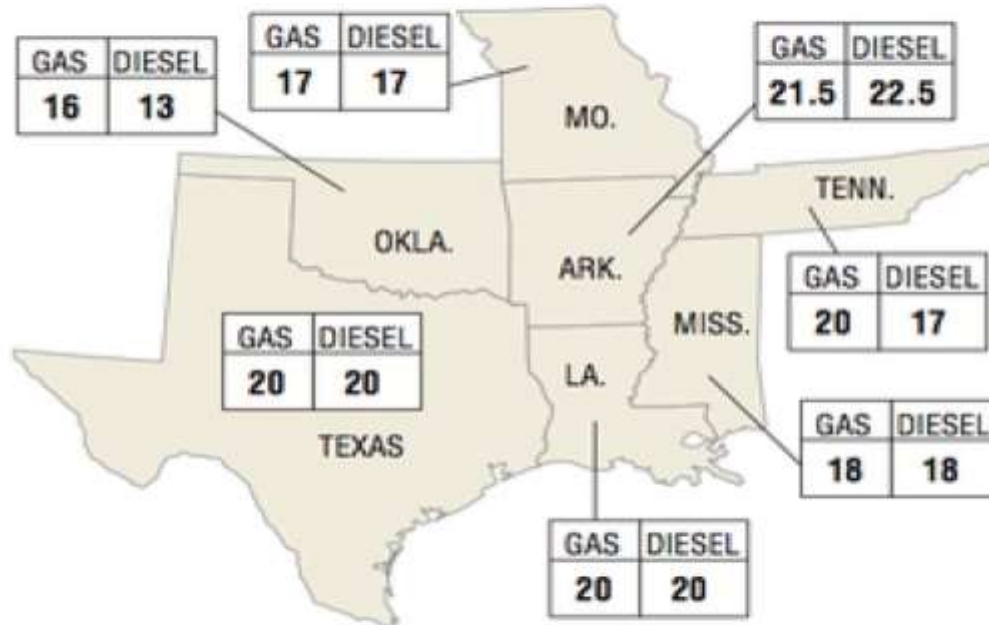
\$100 Million Difference



# Funding

## Fuel excise taxes

Highway programs are funded in part with revenue from per-gallon excise taxes on gasoline and diesel. Arkansas and surrounding states also use general revenue on highways. This map shows the gasoline and diesel excise taxes per gallon in Arkansas and surrounding states.



### FEDERAL EXCISE TAX

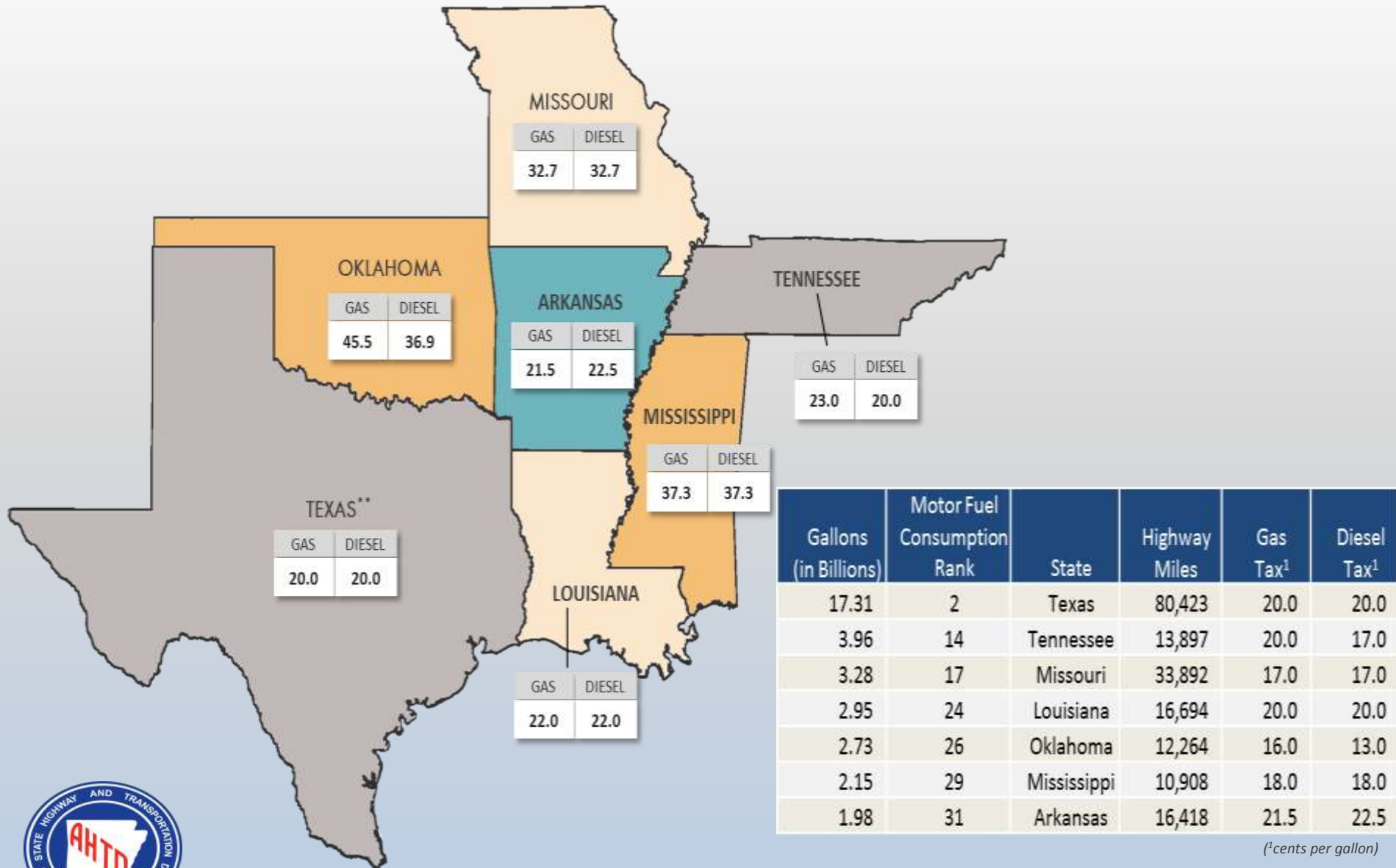
Gasoline: 18.4 cents per gallon  
Diesel: 24.4 cents per gallon

### NATIONAL AVERAGE EXCISE TAX

Gasoline: 23 cents per gallon  
Diesel: 24 cents per gallon

SOURCES: Arkansas Highway and Transportation Department, U.S. Energy Information Administration

# Funding\*



\*Revenue other than motor fuel excise taxes, registration fees and severance tax. Does not include temporary 1/2¢ sales tax.

\*\*Texans voted to direct up to \$2.5 billion per year from the state sales tax to highways. (Begins FY 2018)

(<sup>1</sup>cents per gallon)

# Facts & Figures





# AHTD Quick Facts



**3rd Largest State Agency**  
(3,634 Employees)

**Maintains**  
16,418 miles of Highway  
7,335 Bridges

**Central Offices in Little Rock**

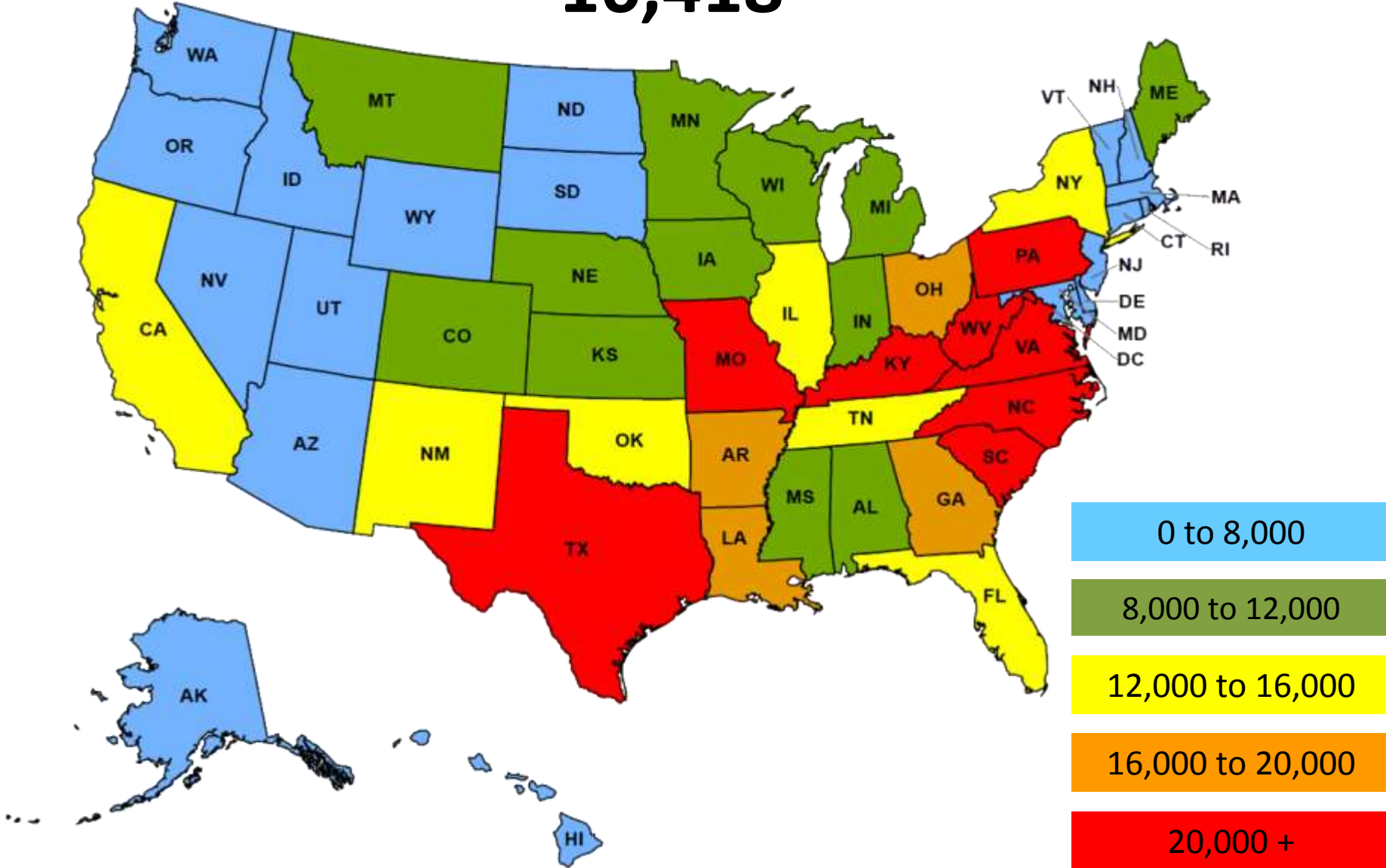
**10 Districts Statewide**

**Mission:**  
Provide a safe, efficient, aesthetically pleasing  
and environmentally sound intermodal  
transportation system for the user.



# 12<sup>th</sup> in the Nation for Number of Highway Miles

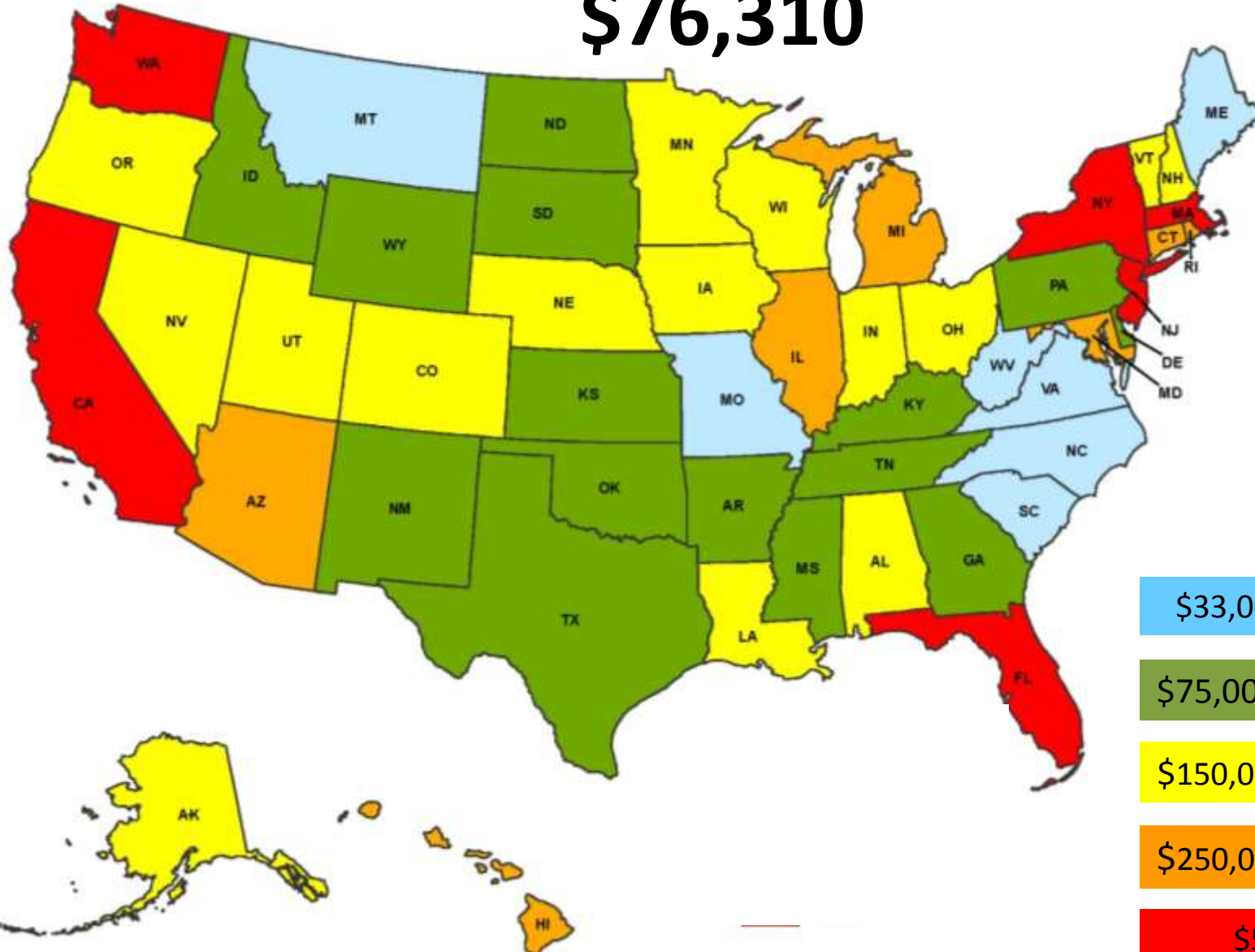
## 16,418





# 43<sup>rd</sup> in the Nation for Revenue per Mile

## \$76,310



# Project Update







# Benton & Washington Counties: 2005-2022



## COMPLETED

203 Projects  
309.1 Miles  
\$471.1 Million

## UNDER CONSTRUCTION

25 Projects  
53 Miles  
\$294.6 Million

## SCHEDULED

68 Projects  
141.7 Miles  
\$578.2 Million

# Interstate 49



# Corridor



# Interstate 49 Corridor Benton & Washington Counties



- 1991 – High Priority Corridor
- Completed 1999
- \$603 Million
- Bobby Hopper Tunnel
- April 2014 – Signed as I-49



Since 2005

## COMPLETED

11 Projects  
7.4 Miles  
\$100 Million

## UNDER CONSTRUCTION

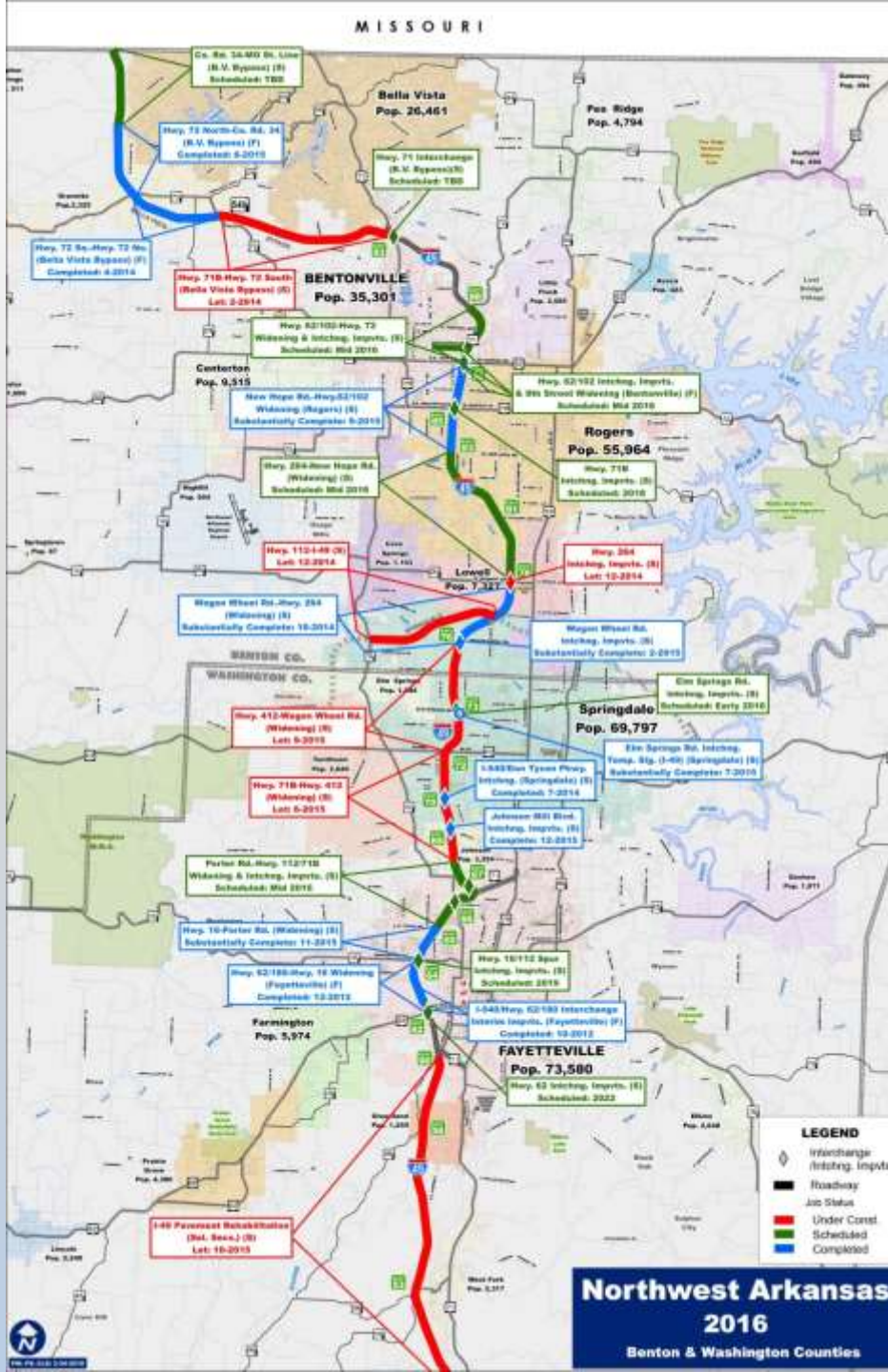
4 Projects  
13.6 Miles  
\$109 Million

## SCHEDULED

10 Projects  
16.0 Miles  
\$302 Million



Interstate 49 Corridor





# Interstate 49 Corridor Rehabilitation



## I-40 - Hwy. 62 in Fayetteville

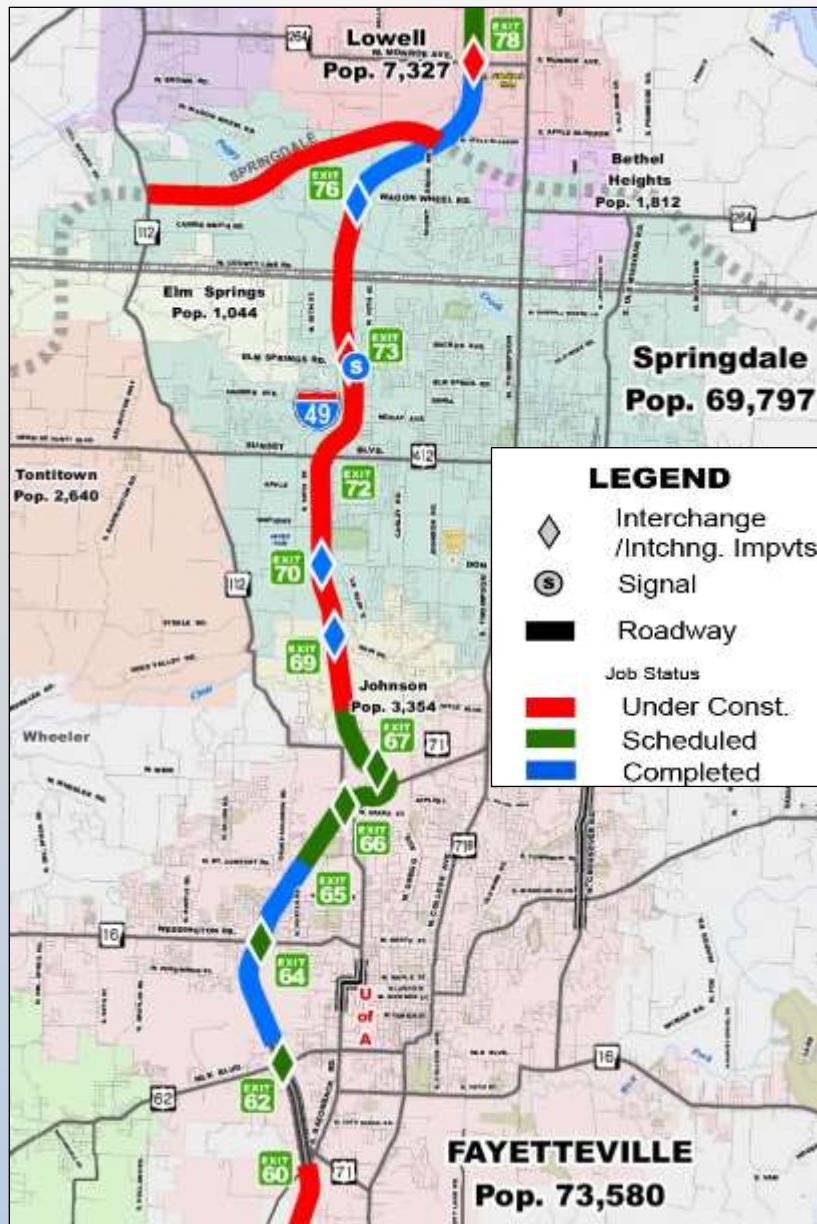
✓ Under Construction

- 28.4 Miles
- \$22 Million





# Interstate 49 Corridor Widening & Interchange Improvements



## Hwy. 62 – Wagon Wheel Road

- ✓ **Completed**
  - 3.0 Miles
  - \$40 Million
- ✓ **Under Construction**
  - 7.2 Miles
  - \$50 Million
- ✓ **Scheduled**
  - 2.5 Miles
  - \$106 M





# Job BB0414

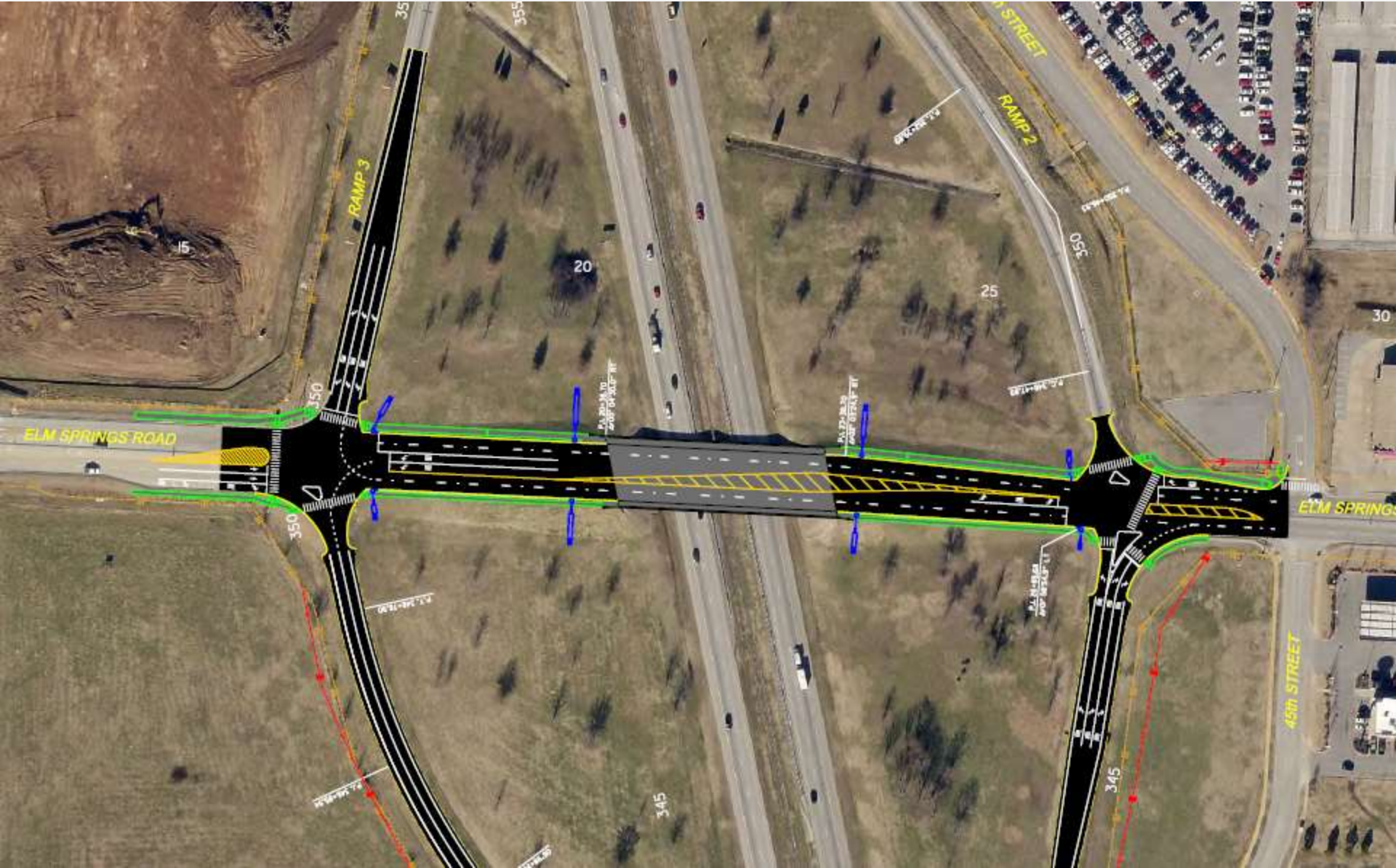








# Job BB0413

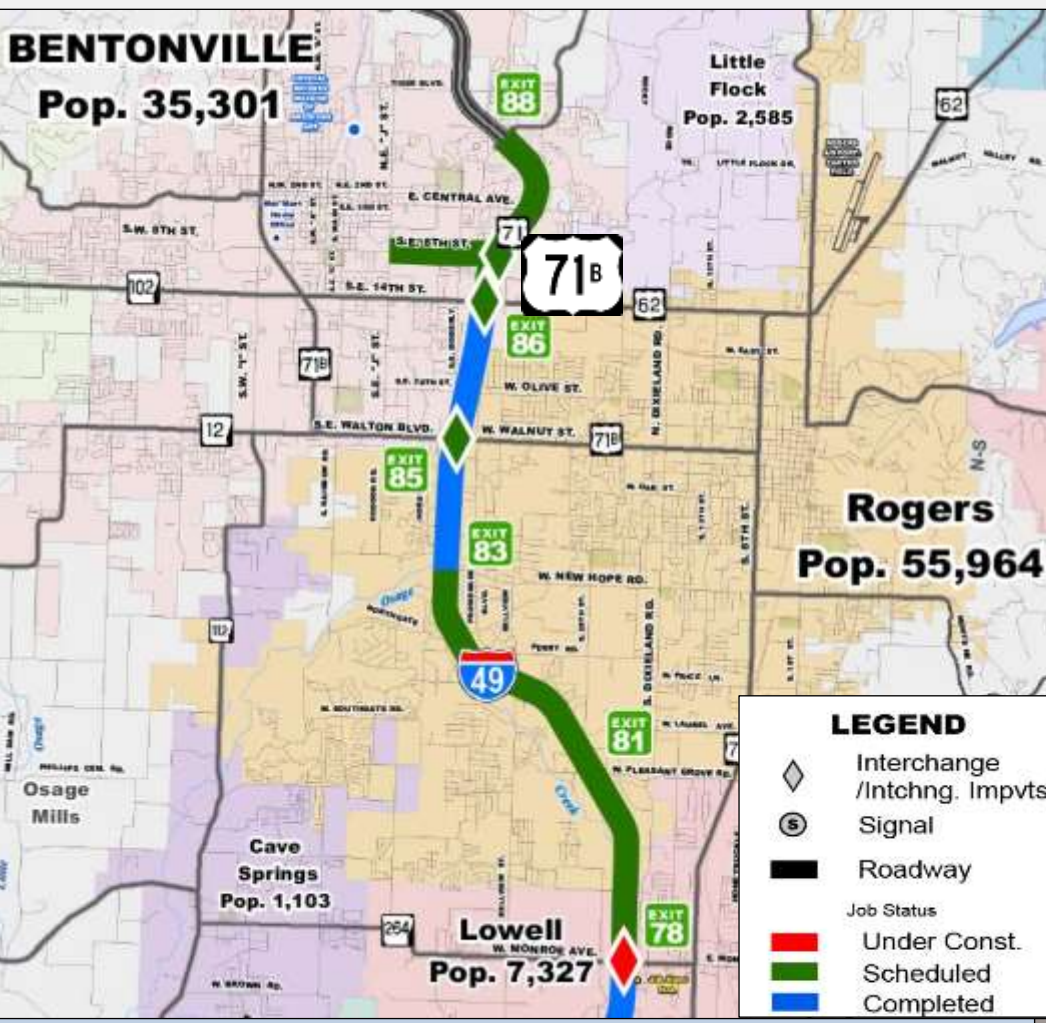




# Interstate 49 Corridor Widening & Interchange Improvements



## Wagon Wheel Rd. – Hwy. 71B

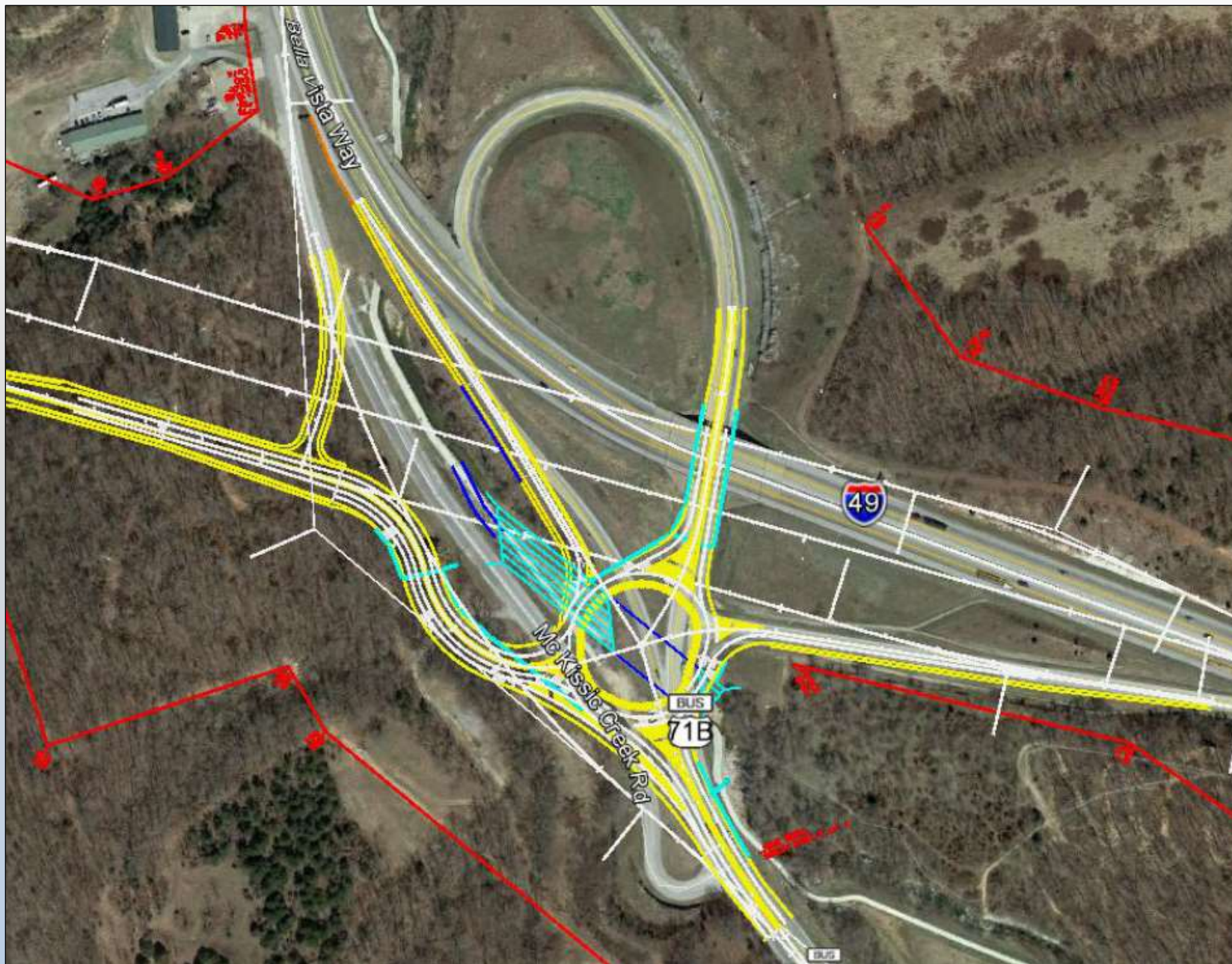


- ✓ **Completed**
  - 4.7 Miles
  - \$26 Million
- ✓ **Under Construction**
  - \$6 Million
- ✓ **Scheduled**
  - 8.5 Miles
  - \$111 Million



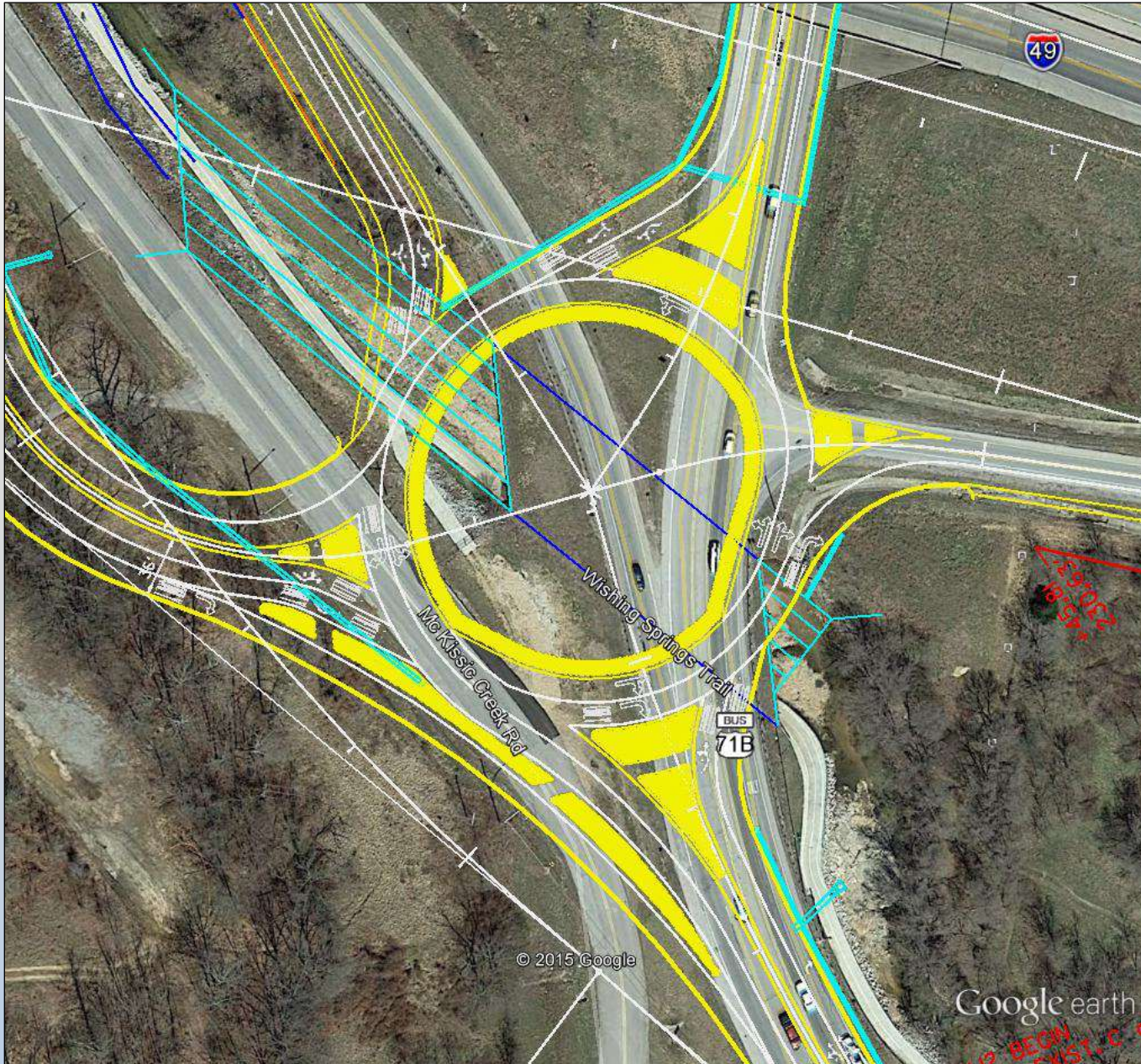


# Bella Vista Bypass Roundabout

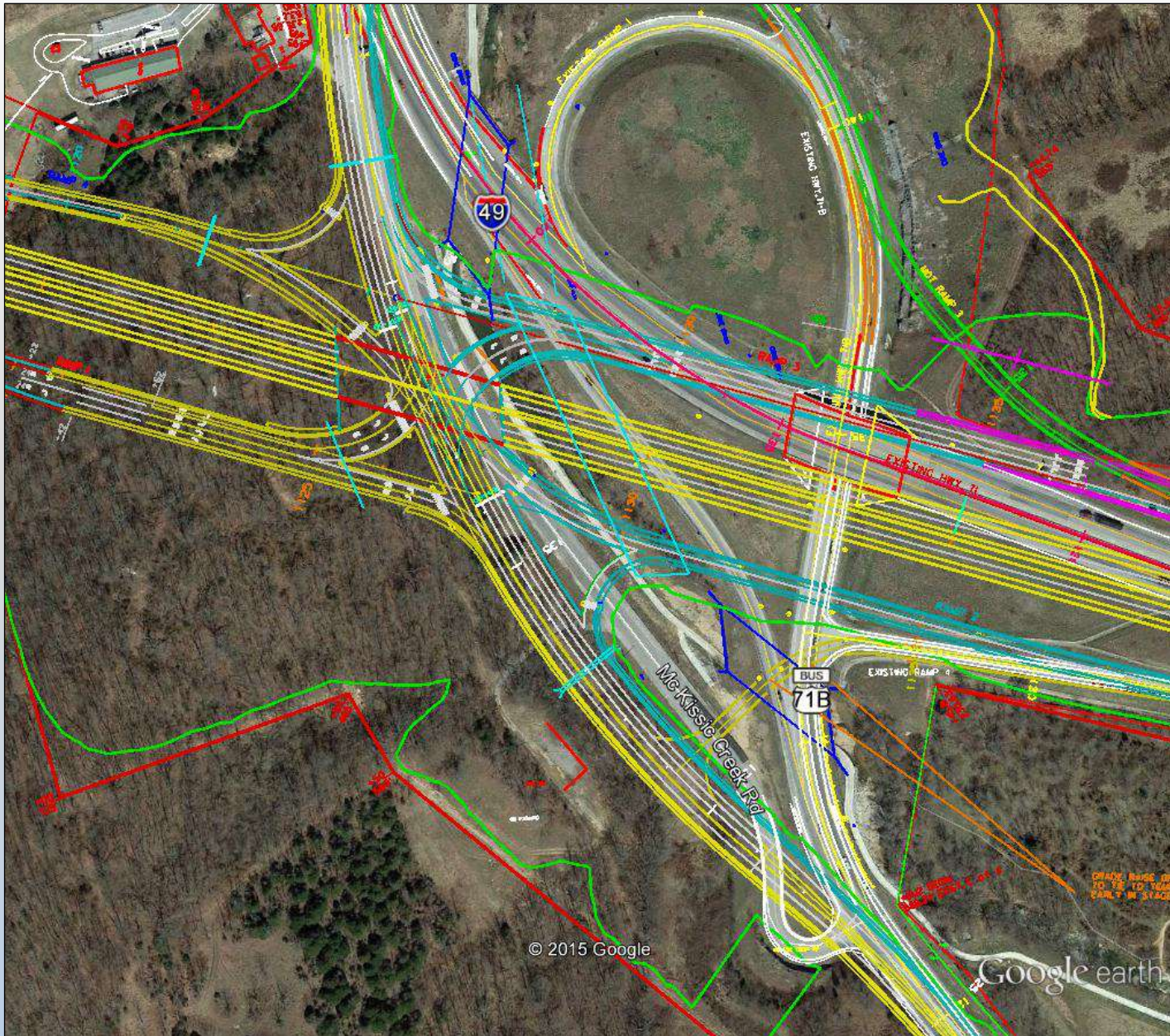




# Bella Vista Bypass Roundabout



# Bella Vista Bypass SPUI





# Interstate 49 Corridor New Location



## Bella Vista Bypass

- ✓ **Completed**
  - 5.4 Miles
  - \$34 Million
- ✓ **Scheduled**
  - 5.4 Miles
  - \$69 Million
- ✓ **Under Construction**
  - 6.4 Miles
  - \$53 Million



- ✓ **Draft STIP**
  - \$50 Million
  - Ultimate Interstate
  - Contingent Upon Missouri



# Other Highways



# of Interest



# Highway 12

## Hwy. 71B – Shell Road

✓ Under Construction

- Began November 2014
- Complete Late 2016
- 2.2 Miles
- \$9 Million







# Highway 62

## Avoca-North Garfield

✓ Completed

- 6.1 Miles
- \$23 Million





# Highway 71B



## Dixieland Rd. – 8th St.

✓ **Scheduled**

- **1.0 Mile**
- **\$5 Million - \$10 Million**





# Highway 112 Corridor

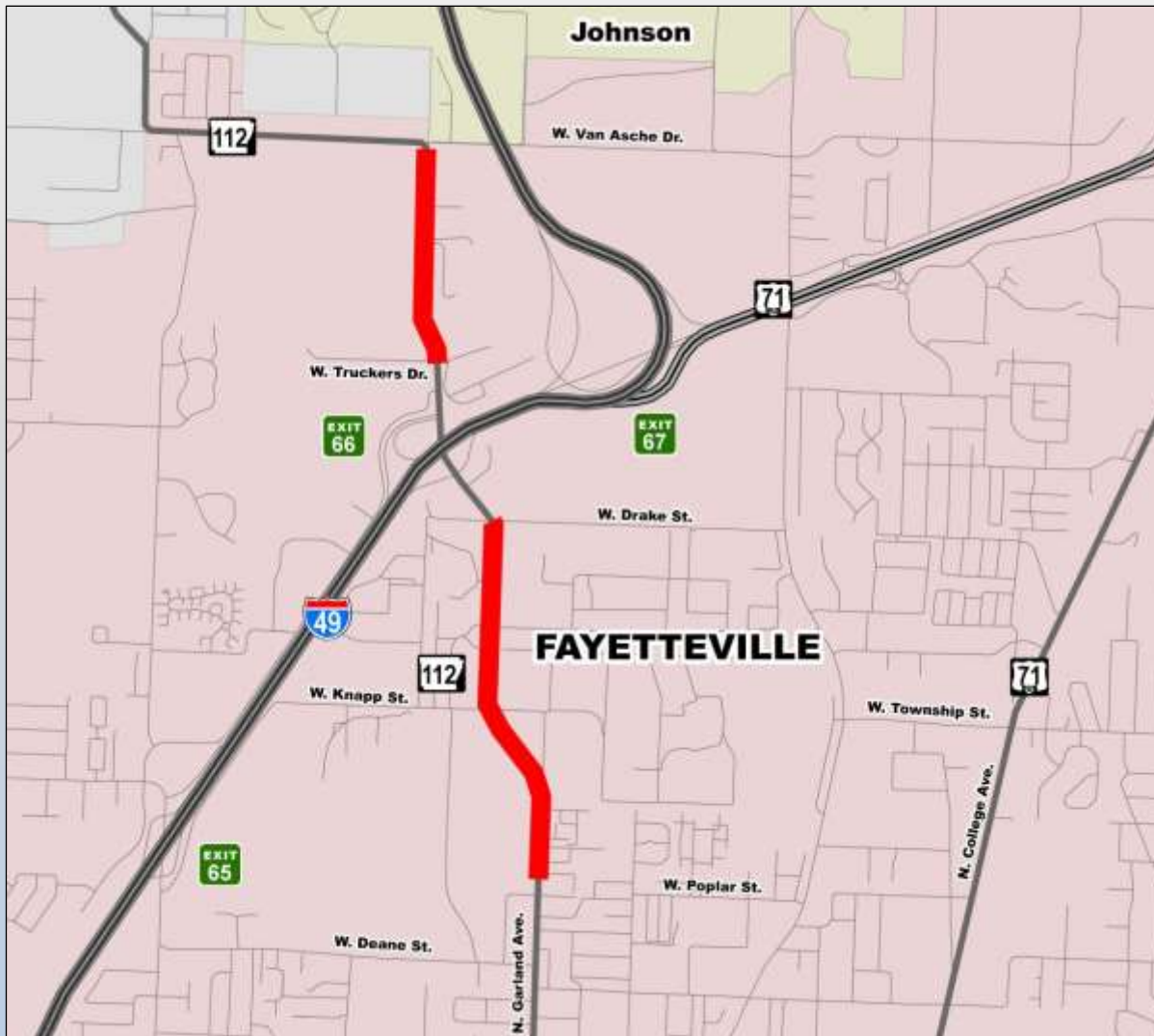
- Fayetteville - Bentonville
- Study Adopted
- Major North/South Corridor
- Total Cost \$90 Million to \$140 Million
- Draft Statewide Transportation Improvement Program for Federal Fiscal Years 2016-2010 (STIP)
  - ✓ Hwy. 112 Corridor Improvements
    - Preliminary Engineering / Right-of-Way
    - \$13.0 Million
    - 2017





# Highway 112 Corridor

## Poplar Street – Van Asche Dr.



- ✓ Draft STIP
- Widening 1.6 miles
  - \$6.4 Million
  - 2018

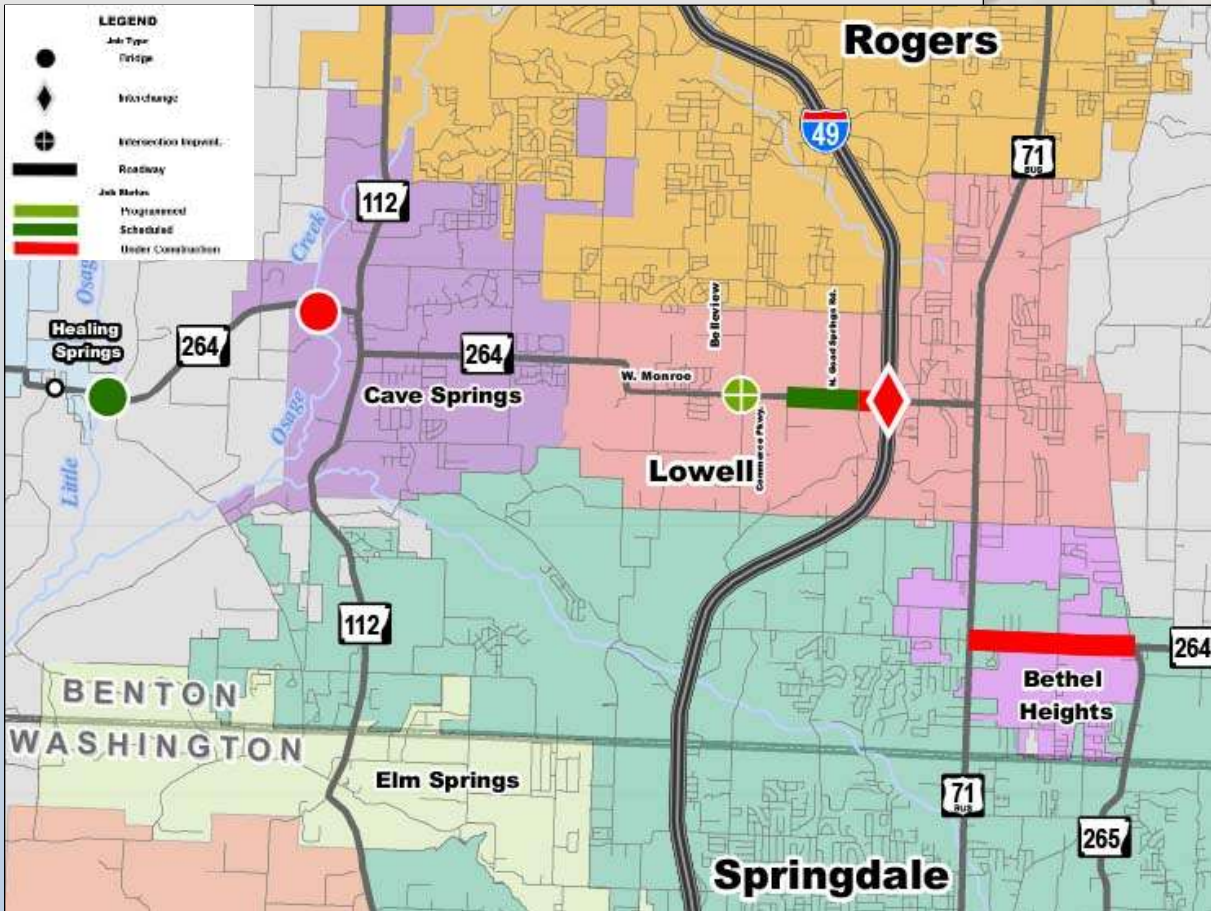




# Highway 264 Corridor



- ✓ Under Construction
  - 1.4 Mile
  - \$15 Million



- ✓ Scheduled
  - 0.6 Mile
  - \$2 Million
- ✓ Draft STIP
  - \$5 Million



# Highway 265 Corridor



## Fayetteville - Rogers

- ✓ **Completed**
  - 3.1 Miles
  - \$14 Million
  
- ✓ **Under Construction**
  - 4.0 Miles
  - \$15 Million
  
- ✓ **Draft STIP**
  - 4.6 Miles
  - \$23 Million



LEGEND	
	Completed
	Under Construction
	Programmed
	New Location
	Existing Location

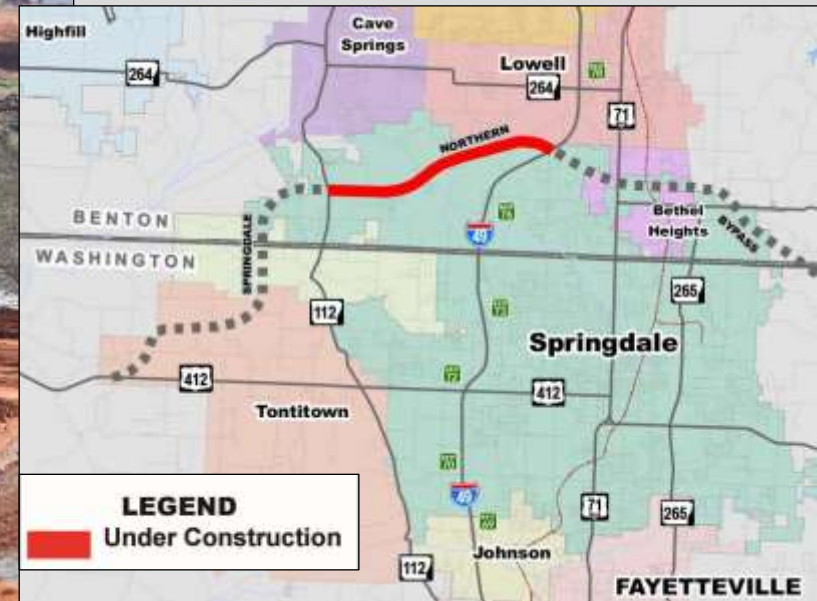




# Springdale Bypass (Hwy. 412)



- Hwy 112 – I-49
- Began Early 2015 / Complete Mid-2019
- \$100.6 million
- Most Expensive Job in AHTD History





# Federal Aid Projects

## Statewide

Funding Program	Number of Projects	Total Awarded
Transportation Alternatives Program (TAP)	71	\$15,970,981
Safe Routes to School Program (SRTS)	8	\$1,207,262
Recreational Trails Program (RTP)	28	\$3,186,694
<b>All Programs Total</b>	<b>107</b>	<b>\$20,364,937</b>

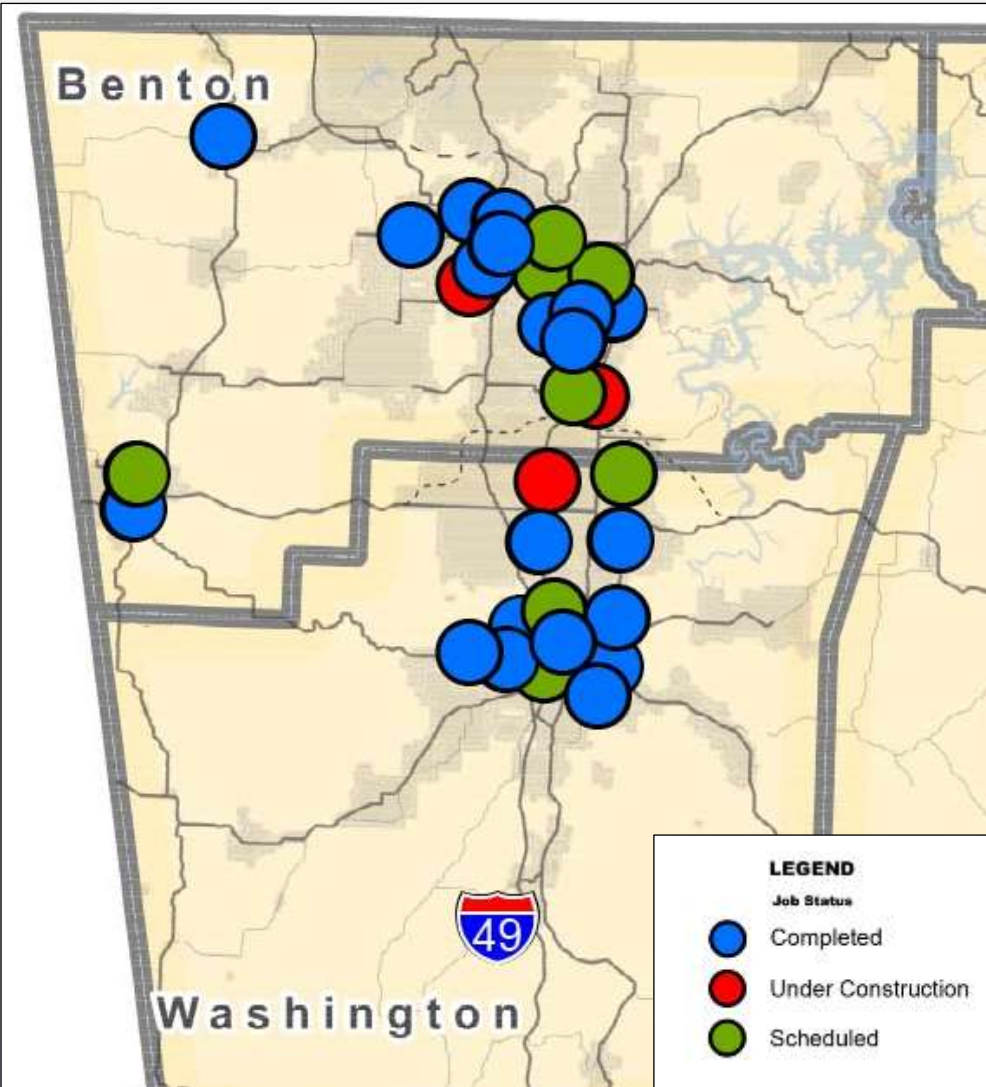
## Benton and Washington Counties

Funding Program	Number of Projects	Total Awarded
Transportation Alternatives Program (TAP)	10	\$2,313,740
Safe Routes to School Program (SRTS)	2	\$172,383
Recreational Trails Program (RTP)	2	\$131,000
<b>All Programs Total</b>	<b>14</b>	<b>\$2,617,123</b>





# Partnering



CITY OF  
**Siloam Springs**



- [ArkansasHighways.com](http://ArkansasHighways.com)
- [ConnectingArkansasProgram.com](http://ConnectingArkansasProgram.com)
- [Vimeo.com/AHTD](http://Vimeo.com/AHTD)
- [IDriveArkansas.com](http://IDriveArkansas.com)
- [Twitter.com @AHTD](https://twitter.com/AHTD)



@AHTD



# Questions?

