



2014 FACT SHEET

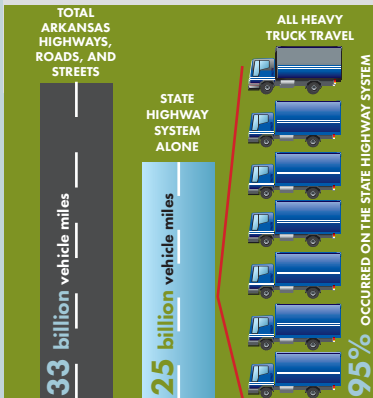
ARKANSAS STATE HIGHWAY AND TRANSPORTATION DEPARTMENT

TRAVEL

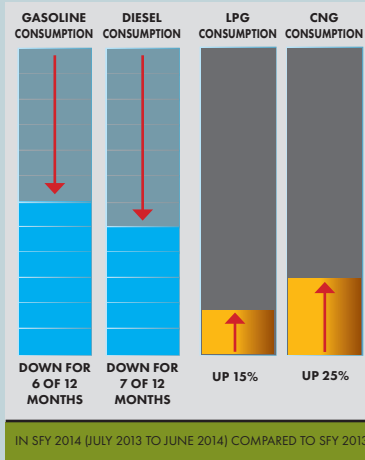
Travel across all Arkansas highways, roads, and streets totaled **34 billion** vehicle miles in 2014.

Travel across the State Highway System totaled **25 billion** vehicle miles, 74% of the total travel.

In 2014, over **95%** of all heavy truck travel in Arkansas occurred on the State Highway System.



MOTOR FUEL CONSUMPTION



LPG — LIQUEFIED PETROLEUM GAS
CNG — COMPRESSED NATURAL GAS

ARKANSAS STATE HIGHWAY COMMISSION

The first Arkansas State Highway Commission was appointed in 1913. Amendment 42 of the Constitution of Arkansas, adopted in 1952, established the five-member State Highway Commission. Under this authority, the State Highway Commission is vested with powers and duties for administering Arkansas' State Highway System. Act 192 of 1977 created the Arkansas State Highway and Transportation Department (Department), adding responsibilities for coordinating public and private transportation activities and implementing a safe and efficient intermodal transportation system.

ORGANIZATION AND PERSONNEL

The Central Office is in Little Rock. Ten district headquarters, 85 county area maintenance headquarters, and 31 resident engineer offices are located statewide providing consistent control over maintenance and construction activities. Streamlining efforts have reduced the Department's full time workforce from approximately 4,000 in 1993 to 3,663 as of December 31, 2014.

SAFETY

The Arkansas Strategic Highway Safety Plan (2013) identified eight primary emphasis areas and recommended strategies for each to reduce the number of fatal and serious injury crashes on the State's roadways. The primary goal is to reduce the number of roadway fatalities to 400 or fewer in Arkansas by 2017. The secondary goal is to reduce the fatality rate to 1.12 fatalities per 100 million vehicle miles (MVM) traveled by 2017. Preliminary data from Arkansas State Police shows that the roadway fatalities in 2013 totaled 492, a decrease from 560 in 2012. Fatality Analysis Reporting System (FARS) indicates that the fatality rate was 1.65 fatalities per 100 MVM traveled in 2012, which is a decrease from the fatality rate of 1.67 in 2011.

STATE HIGHWAY SYSTEM

As of January 1, 2015, the state-administered highway system totaled 16,418 miles, or 16.0%, of the 102,594 miles of public roads in Arkansas. Nationally, the State Highway System ranks 12th in mileage and the State ranks 44th in total revenues per mile. During State Fiscal Year 2014, 121 projects totaling approximately \$503 million were let to contract on the highway system.

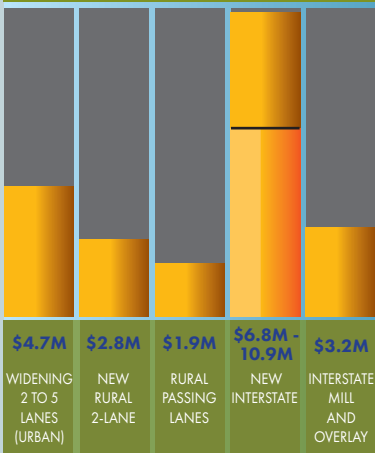
BRIDGES

As of July 2014, the Department is responsible for maintenance, inspections and load analysis for 7,328 state-owned bridges as well as inspections and load analysis of 4,304 county-owned bridges and 1,007 city-owned bridges. Bridges are inspected every two years unless they have weight restrictions and/or poor conditions. These bridges are inspected annually and sometimes more often. Only 6% of bridges in Arkansas and 4% of the bridges on Arkansas highways are structurally deficient compared to 7% of the nation's bridges.

PUBLIC TRANSIT

The Department administers five Federal Transit Administration formula programs totaling \$19 million annually. These programs are supported by the Mass Transit Account that is funded by a 2.86¢ per gallon federal fuel tax and Federal General Fund revenues. Act 949 of 2001 established the Arkansas Public Transit Fund, to be funded from a 5% tax on car rental rates, which generates approximately \$3.5 million annually for transit activities. The funds generated by the tax on rental cars are used to match federal funds for the purchase of public transportation vehicles, public transit equipment or facilities, and for the operation of the U.S. Department of Transportation Federal Transit Administration Assistance programs.

TYPICAL CONSTRUCTION COST PER MILE



SCENIC BYWAYS



ARKANSAS SCENIC BYWAYS

Highway 7

Harrison to the Louisiana Line.

Highway 21

Highway 64 to the Newton Co. Line.

Highway 309

Webb City to Havana.

Interstate 530

Pine Bluff.

Boston Mountains Scenic Loop

Interstate 49 and U.S. 71, Alma to Fayetteville.

West-Northwest Scenic Byway System

Highway 10, Ola to Oklahoma State Line.
Highway 23, U.S. 71 to Logan Co. Line & within Booneville.
Highway 71, Mena to Interstate 49.

NATIONAL SCENIC BYWAYS

The Talimena Scenic Drive

Highway 88.

Crowley's Ridge Parkway National Scenic Byway

Helena-West Helena to St. Francis.

The Great River Road National Scenic Byway

Missouri Line to Louisiana Line.

STATE FUNDING

Road-user revenues are generated under tax laws governing motor fuels, special motor fuels, and motor vehicle registrations. After deductions for other programs, the Department receives 70% and 30% is divided equally between cities and counties. Net Department funds, including interest, in State Fiscal Year 2014 amounted to \$426 million. Cities and counties divided approximately \$87 million. Alternative fuels are assessed by a graduated scale based on annual registered vehicle users. Currently, a State Environmental Assurance Fee of \$0.003 per gallon is also collected for the Regulated Storage Tank Trust Fund. Current State Motor Fuel Tax Rates per gallon are:

Gasoline	21.5¢
Diesel	22.5¢
Liquefied Petroleum Gas	16.5¢
Compressed Natural Gas	5.0¢

INTERSTATE REHABILITATION PROGRAM (IRP) AND CONNECTING ARKANSAS PROGRAM (CAP)

The **Interstate Rehabilitation Program (IRP)** was approved by Arkansas voters in November 2011. Under this program, the Commission has the authority to issue and has issued \$575 million in GARVEE bonds for interstate rehabilitation. Fifteen projects covering 135 miles have been completed, totaling \$268 million. Eight projects on 40 miles are currently under construction, totaling \$211 million. Beginning in 2015 and continuing until 2022, the Department will let 56 projects totaling 315 miles, totaling \$805 million.

The **Connecting Arkansas Program (CAP)** was approved by Arkansas voters in the 2012 General Election. The voters approved a half cent sales tax to fund continued construction of four-lane highways to connect all four corners of the state. Thirty five projects comprise the \$1.8 billion program. Three projects on 16.49 miles are currently under construction, totaling \$192 million. All projects are projected to be completed by 2023.

STATE AID COUNTY ROAD AND CITY STREET PROGRAM

The State Aid Division (Division), authorized under Act 445 of 1973, administers the State Aid County Road Program and administers Federal-aid Highway funds available for county roads and bridges. In State Fiscal Year 2014, 75 jobs on 207 miles and five bridges were contracted at a total cost of \$25.8 million. The Division also administers the State Aid City Street Program and Federal-aid Highway funds available for city bridges. In the 2011 Arkansas General Assembly, HJR 1001 was adopted. This resolution, which reallocated 1¢ of the existing motor fuel tax to fund a State Aid City Street program, was approved by the vote of the people on November 6, 2012. A State Aid City Street Committee consisting of nine mayors was appointed in accordance with Act 1032 of 2011 to establish procedures and guidelines for the State Aid City Street program and approve funding requests. Through the end of 2014, the Committee has approved funding for 172 city street projects. In State Fiscal Year 2014, 67 jobs on 148 miles in 100 cities were contracted at a total cost of \$24.1 million (\$21.0 million of State Aid City Street funds).

FEDERAL FUNDING

On July 6, 2012, the Moving Ahead for Progress for the 21st Century (MAP-21) was enacted and established highway and transit programs and funding for a two-year period (FFY2013-2014). Arkansas received approximately \$500 million in Fiscal Year 2013 and in Fiscal Year 2014. Taxes are levied on motor fuels per gallon with the revenues deposited in the Federal Highway Trust Fund Federal-aid Highway Account, Mass Transit Account, and Leaking Underground Storage Tank Trust Fund.

FUEL	HIGHWAY	TRANSIT	LUST	TOTAL
Gasoline	15.44¢	2.86¢	0.1¢	18.4¢
Diesel	21.44¢	2.86¢	0.1¢	24.4¢
LPG	16.17¢	2.13¢	0.0¢	18.3¢
CNG	15.43¢	2.86¢	0.0¢	18.3¢

LPG — LIQUEFIED PETROLEUM GAS
CNG — COMPRESSED NATURAL GAS
LUST — LEAKING UNDERGROUND STORAGE TANK

